


# THE FUGELMAN



## THE NEWSLETTER OF THE SECOND WISCONSIN VOLUNTEER INFANTRY ASSOCIATION

THE BLACK HAT BRIGADE---THE IRON BRIGADE

1861-1865

---

---

VOLUME XXIII

ISSUE 4    APRIL, 2014

**FU-GEL-MAN:** A well-drilled soldier placed in front of a military company as a model or guide for others.

---

---

## PASS IN REVIEW

*From the quill of Lt. Colonel Pete Seielstad*

---



**“Fall in!”**

**In a few short days we will begin our '14 campaign season. School presentations, parades, drill and re-enactments have filled our calendar quickly and completely. Our ranks will be filled with old friends and new recruits who are eager to fall in and ‘see the elephant’. Take time to share with the new guy the ins and outs of drill & camp life. All are welcomed who have a love of the history of the American Civil War.**

**Although I would like 100% attendance to all of the association events, I realize that this would be impossible, if not suicidal to any family life. But, what I do ask of our membership is to attend an event taking special care to detail and bring your best possible portrayal of the Wisconsin soldier. School of the soldier and school of the company are very important to our appearance on the field.**

**Also, we must present to the public, to other re-enactors and more importantly to ourselves, a strong and accurate effort in our appearance in our uniform and military decorum. Is your uniform and equipment in order? Have you studied the letters and diaries of soldiers to understand their background and ‘mind-set’ during the war? Beyond appearances, carry with you an inquisitive knowledge of the Wisconsin soldier of the**

**American Civil War. To this end we must make every effort to learn the material culture of soldier.**

**In early May, a small contingent of Wisconsin boys will embark on another 150<sup>th</sup> anniversary event at Spotsylvania Virginia. It was here that more Iron Brigade blood would be shed and the brigade would be forever changed as the 2<sup>nd</sup> Wisconsin mustered out in June of '64.**

**Your Obedient Servant,**

**Lt. Col. Pete Seielstad**

## **CAMPAIGN SCHEDULES OF THE COMPANIES AND ASSOCIATION**

---

**APRIL, 2014**

<b>5th</b>	<b>Company Spring Drill (Co.E)</b>	<b>Green Bay,WI.</b>
	<b>CW Dinner &amp; Dance</b>	
<b>5th</b>	<b>(Co.E)</b>	<b>Green Bay,WI.</b>
	<b>Spring Drill</b>	
<b>5th</b>	<b>(Co.B)</b>	<b>Norskedalen</b>
<b>26th &amp; 27th</b>	<b>Keokuk Reenactment (Co.B)</b>	<b>Keokuk, IA.</b>
<b>26th &amp; 27th</b>	<b>2nd WI Skirmish (Skirmish team)</b>	<b>Springfield, IL</b>
<b>26th &amp; 27th</b>	<b>Grant's Home Front (Co.K)</b>	<b>Galena,IL.</b>

# **REGIMENTAL DISPATCHES**

---

## **MINUTES OF ANNUAL ASSOCIATION MEETING**

**JANUARY 25<sup>TH</sup> 2014**

**Meeting called to order at 10:04 A.M.**

**Scott Frank welcomed everyone, Tom Klas gave brief history of the church (built in 1855), which was used as a meeting place for the original members of Co. A before and after the Civil War.**

### **I CALL TO ORDER**

- A. Invocation given by Gary Klas**
- B. Presentation of Colors: Robert Schwandt**
- C. Pledge of Allegiance: Led by Pete Seielstad**
- D. Oath: administered by Pete Seielstad to 7 members in attendance at the meeting.**
- E. Moment of Silence for past members of the Association; Led by Pete, names of all members who passed away in the past year were read.**

### **II-MINUTES**

**Motion was made by Bill Wojahn to dispense with the reading of the 2013 minutes, 2<sup>nd</sup> by Gary Klas. (Motion carried). Motion was made to approve minutes as written without any changes; motion was made by Lyle Laufenberg, 2<sup>nd</sup> Scott Frank. (Minutes approved as written by membership).**

### **III TREASURE'S REPORT**

**Scott Frank reported that the Association finished the year with a balance of \$4,895.74, an increase of \$1,041.90 from the previous year. Cause of higher income was due to only one scholarship being given out and higher amount of dues received. Copies of the report were handed out to those in attendance. Scott's opinion was that we have enough funds to continue the scholarship program. A motion was made by Lyle Laufenberg to accept the treasures report as presented, 2<sup>nd</sup> by Gary Klas. (Motion carried)**

**A copy of the Treasures Repost is listed below:**

The Second Wisconsin Volunteer Infantry Association  
Treasurer's Report  
January 1, 2013 to December 31, 2013

Receipts:

Member Dues:	\$2,470.00
Bank Interest:	\$0.00
Civil War School Day Insurance Rider:	\$0.00
Donations:	\$0.00
<b>Total Receipts:</b>	<b>\$2,470.00</b>

Disbursements:

Reimbursed Costs and Postage:	\$0.00
Hall Rent:	\$100.00
Membership Cards:	\$0.00
Association Liability Insurance:	\$828.10
Civil War School Day Insurance Rider:	\$0.00
Scholarship:	\$500.00
Fees (WIs, Deps. of Financial Institutions):	\$0.00
<b>Total Disbursements:</b>	<b>\$1,428.10</b>

**Net Income/(Loss):** **\$1,041.90**

Beginning Balance:	\$3,853.84
Add Receipts:	\$2,470.00
Less Disbursements:	\$1,428.10
<b>Ending Balance - 12/31/2013:</b>	<b>\$4,895.74</b>

#### **IV BOARD AND MILITARY OFFICERS REPORTS**

- A. President Kevin Hampton:** Kevin thanked everyone for attending the meeting even with the poor road conditions. 2013 was a great year and Kevin appreciated the support that the different companies gave each other and is looking forward to the 2014 campaign as we continue to honor the 150<sup>th</sup> anniversary of the Civil War.
- B. Vice-President:** Due to the death of Tom Bispo during the season, we will not have a report this year.
- C. Secretary Dave Sielski:** Association membership in 2013 was 143 paid members for the year. Dave reminded everyone that dues and rosters need to be submitted ASAP along with any changes to the event schedule. In addition any deposits for the national also need to be received, Dave also has blank membership cards for anyone needing them.
- D. Lt. Col. Pete Seielstad:** As an association, we need the help of the individual members to make us a strong group. Events went well this season and we presented ourselves well in the field. In closing Pete thanked everyone for attending the meeting and reminded us of the following:
- Give an authentic representation of the CW soldier on the field
  - Communicate with others in the Association
  - Recruit so we can educate others on the American Civil War
- E. Major Doug Rasmussen:** Doug wasn't in attendance for the meeting and no report was received to pass along.

#### **F. Company Officers and / or Presidents Reports**

- 1. Company A Scott Frank:** The company did several cemetery dedications and went to Gettysburg several times to take part in battlefield preservation. Currently Co. A has 3 members.
- 2. Company B Bill Bessler:** Bill is new President of the Company with 15 members. Co.B is looking to hold an event in July with a theme of welcoming back the Boys of Co.B from the war. Co. B will be supporting events of its sister companies along with holding the annual Coon Valley event.
- 3. Company C.: Reported By Pete** as still inactive.
- 4. Company E. Dave Sielski:** Finished the year with 57 military members with 46 having participated in at least 2 events. Co.E gained 11 new members for the 2013 season. Plans are again to support the events of our sister companies, with the main company event being at Heritage Hill in Green Bay June 21st & 22<sup>rd</sup>.
- 5. Company G Gary Klas:** Membership remains at 4 members.
- 6. Company H report given by Dave Sielski:** Company continues to recruit and has also seen an increased interest from the public

---

about the hobby due to the 150<sup>th</sup> anniversary cycle. Currently H has 16 military members & 5 civilian members. Due to the death of Tom Bispo the Company is in middle of rebuilding, Maruposa will be the company main event.

7. **Company K. Ryan Holbrook:** The Company has 30 members + 5-7 more still needing to pay dues. The company max effort event will be the living history event at Old World Wisconsin.

G. **Artillery Commander Brant Doty:** Battery currently has 11 members; the battery has lined up transportation for the gun for most events for 2014.

H.


Completive shooting Commander Gary Van  
Kauwenbergh:

HEADQUARTERS

2<sup>d</sup> Wisconsin Volunteer Infantry (ACWSA)

5692 Williamsburg Way

Madison, Wisconsin 53719



January 25, 2014

Ladies and Gentlemen, I have the honor to report,

The annual meeting for the 2<sup>nd</sup> Wisconsin skirmish team's 2014 season I begins at 4:30 p.m. on Saturday, February 9, 2014 at Jessica's Restaurant, 140 W Main St., in Whitewater, WI. Lodgewood Mfg. (a block away at 131 Center St) will be opening their doors for us at 3. 2014 ACWSA are \$10 and we still have the "first year free" program for new members.

2013 SEASON SUMMARY:

The skirmish team had 28 members in 2013. The team attended all six skirmishes offered, and fielded at least one team in every competition.

Across the board, we finished very well in 2013:

Musket Teams: A 2<sup>nd</sup> in a field of 7 (2<sup>th</sup> in 2012)

	<b>B</b>	<b>3<sup>rd</sup> in field of 6 (2<sup>nd</sup> in 2012)</b>
<b>Carbine Teams:</b>	<b>A</b>	<b>5<sup>th</sup> in a field of 8 (3<sup>rd</sup> in 2012)</b>
	<b>B</b>	<b>1<sup>st</sup> in a field of 4 (1<sup>st</sup> in 2012)</b>
<b>Ladies</b>		<b>We still have a team, but no one else fielded one in 2013</b>
<b>Revolver Team:</b>	<b>A</b>	<b>3<sup>rd</sup> in a field of 4 (1<sup>st</sup> in 2012)</b>
<b>Smoothbore:</b>	<b>A</b>	<b>1<sup>st</sup> in a field of 4 (1<sup>st</sup> in 2012)</b>
	<b>B</b>	<b>1<sup>st</sup> in a field of 4 (1<sup>st</sup> in 2012)</b>
<b>Breechloader</b>	<b>A</b>	<b>3<sup>rd</sup> in a field of 4 (2<sup>nd</sup> &amp; 4<sup>th</sup> in a 2012)</b>
<b>Mortar:</b>		<b>1<sup>st</sup> at Boscobel (2<sup>nd</sup> in 2012)</b>

**The following members served as cadre in 2013, and I don't expect any changes are in 2014.**

**Commander (Sergeant) Gary Van Kauwenbergh**

**Corporal Roy Nelson**

**Paymaster Darlene Van Kauwenbergh**

**Carbine Team Commander Roy Nelson**

**Revolver Team Commander Nate Brown**

**Smoothbore Team Commander David Listug**

**Henry Team Commander Dan Graff**

**Lorenz Muskets; In 2012, I was the only one shooting a Lorenz musket on the team. Another three members brought Lorenzes last year, bringing us up to four I've restored another ready to go and working on a second to sell to teammate's in 2014.**

**Artillery Changes: The majority owner of the cannon and full size mortar our team was using decided to sell them last year. We still have a ¾ size mortar that I own, but no longer have a cannon.**



**2014 OUTLOOK:**

**The team looks healthy again for 2014. One of our regulars missed last season attending to a family member who received a transplant, and we expect to see the return of Chris Bestul who retired from the Army Reserves last December.**

**We have five competitions scheduled in 2014. They are:**

<b>Feb 8</b>	<b>2<sup>nd</sup> Wisconsin annual meeting 4:40 pm at Jessica's Restaurant in Whitewater, WI with a side trip to Lodgewood Mfg.</b>
<b>Feb 9</b>	<b>ACWSA WI/MI Board Meeting in Burlington, WI.</b>
<b>April 26-27</b>	<b>2<sup>nd</sup> WI skirmish in Springfield, IL</b>
<b>June 7-8</b>	<b>66th NC &amp; 2d WI skirmish in Appleton, WI</b>
<b>July 19-20</b>	<b>56th VA skirmish in Bristol, WI</b>
<b>August 1-3</b>	<b>1 US, 15 WI &amp; 8 WI in Boscobel, WI</b>
<b>Sept 20-21</b>	<b>15<sup>th</sup> WI skirmish at Bristol, WI</b>

**Reminder – the 2<sup>nd</sup> Wisconsin skirmish team is open to anyone interested. I encourage anyone interested in live firing, even if they're not interested in competing with the team, to shoot with us first. Just as a new re-enactors benefit from teaming up with veterans of the hobby, we too can steer you away from some pitfalls, fill you in on safety procedures, and save you money and frustration. It's not rocket science, but there are some things that are not intuitively obvious we can help with.**

**Respectfully submitted by, Yr. Obt. Srvt.,**

**I. Keeper of the Colors- Robert Schwandt; Robert has resigned from the color guard and won't be retaining possession of the colors, or color**

guard duties. Arrangements will be made to get the colors picked up from the Dresang home. Pete will be in possession of the colors, please contact Pete if you would need to use them.

**J. Fugelman –James Dumke:** Jim wasn't in attendance, no report given.

**K. Website Jim Johnson:** Jim not in attendance, no report given.

## **V. NOMINATION & ELECTIONS**

**A. Nominations were taken for VP President:** *Due to the death of Tom Bispo nominations were opened for the position. Tom Bass was nominated by Ryan Holbrook, 2<sup>nd</sup> by John Thielmann. No other nominations were received, Tom unanimously elected as VP.*

**B. Nominations were taken for Lt. Col of Infantry,** Pete Seielstad was nominated by Gary Klas & 2<sup>nd</sup> by Bill Bessler. Pete mentioned that he will accept the position with the understanding that family commitments might limit his ability to serve. Motion was made by Dudiewski, 2<sup>nd</sup> by Lyle to close nominations. Pete unanimously elected as LT. Col. Infantry.

## **VI. OLD BUSINESS**

**A. Scholarship continuance:** In 2013 1-\$500 scholarships were given out, winner was Emily Groezinger. A total of 4 applications were received, the committee will meet to meet to decide on a new essay questions for the 2014 scholarship, the form will be updated and sent to each company. An applicant must be a member in good standing at the time that the application is submitted. A motion was made to continue the scholarship under its current guidelines for 2014 by Robert Schwandt, with a 2<sup>nd</sup> made by John Thiemann. (Motion carried)

**B. Surplus funds disbursement:** General discussion was had on distribution of funds, no additional funds will be allotted at this time.

**A. Insurance Update:** Report given by Scott Frank, no claims in 2013. Only Dues paying military members are covered by insurance, event must also be on the Association schedule to be covered by insurance. Please contact Scott Frank with any Insurance questions, currently were still waiting for the renewal policy to arrive, price of insurance hasn't increased over the past few years and Scott expects the yearly premium to remain about the same.

**B. Handbook Committee:** Tom Klas reported that he will continue to work on the handbook committee.

## **VII. NEW BUSINESS**

**A. Awards:** Pete presented Marvin Kostka with a lifetime achievement award for all his years of dedication to the hobby.

**B. Event Calendar**

- 1. *Association Max effort event: Old World Wisconsin August 23<sup>th</sup> & 24<sup>th</sup>***
  - 2. *National Event: Wilderness May 1<sup>st</sup>-5<sup>th</sup>***
  - 3. *BHB Event: None***
  - 4. *Company Max effort event (Co.B): Coon Valley October 11<sup>th</sup> & 12<sup>th</sup>.***
  - 5. *Spring Muster: Due to the National interfering with the spring muster, a decision was made to cancel the muster in 2014.***
- C. *Hand Book Committee: Pete Seielstad brought up that several sections for changes to the leadership structure in the hand book, please see below.***

## **AMENDMENTS OF THE 2<sup>ND</sup> WISCONSIN ASSOCIATION HANDBOOK**

**EFFECTIVE JANUARY 25, 2014**

### **UNIT STRUCTURE**

#### **2.00 Intent**

**This section is of extreme importance in that our actions and bearing in and out of the camp and field indicates the most about what kind of unit we are or aspire to be. The intent of this section will be to facilitate an authentic, consistent, organized, enjoyable, and efficient method of performing routine Unit activities. It is assumed that each member wishes to exemplify and uphold a high standard of excellence simply as a matter of personal as well as Unit pride and thus will act in this capacity accordingly.**

---

#### **2.01 Unit Organization**

**The Unit will be divided into groups. The senior group will be the Headquarters Group. The Lt. Col. of the Unit, who is also considered the Unit Commander and therefore is the commander of the entire Unit, will lead the Headquarters Group. Under the Headquarters Group will be subordinate groups called Field Commands. Field commands listed according to seniority will be the Infantry, Artillery and Quartermaster. Each Field Command will be lead by an officer or NCO and will be termed Field Commander. In addition a captain or highest-grade officer or NCO will**

**represent each company. In the event that a Commissary and Medical Field Command are re-established, an officer or NCO will represent each command and be listed as its Field Commander.**

---

#### **2.01(1)(a) Headquarters Group**

**Will be led by the Lt. Col. of the Unit who will have overall authority and jurisdiction within the entire Headquarters Group, the Unit, and the Field Commands. He will normally be considered the Unit Commander unless absent. All outside inquiries and concerns from other units, host units, event organizers etc. will be referred to the Unit Commander.**

**The staff of the Headquarters Group will consist of the Lt. Col., Adjutant, Adjutant Lieutenant, Major of Infantry, Major of Artillery and the Commanders from each of the Field Commands. The captain or highest-grade officer or NCO of each company will be included and will assist and offer recommendations to the Headquarters Group. The Headquarters Group will continually meet as necessary to coordinate Unit activities, meals, drills, problems, questions, etc. Each of the Field Commanders and company commanders will then be responsible to disseminate information coming from the Headquarters Group to their respective commands.**

---

#### **2.01(1)(c) Autonomy of Field and Company Commands**

**Each of the field and company commands will generally be considered semi-autonomous in regards to performing in the field and for the most part function on their own, including electing its own officers, and continually coordinating with the other commands. However, in matters concerning the entire Unit, all commands will come together as one group, making the priority "for the good of the 2nd WVI". When differences arise between the commands, they will be settled first through the Headquarters Group, and failing that, will be put before the entire Unit for majority vote of at least 21 members present. Tie voting will be considered a non-majority vote.**

---

## **UNIT FUNCTIONS**

### **2.54 Unit Annual Meeting**

**The Unit annual meeting shall be held on the last Saturday in January at a site designated by the Unit Commander commencing at 10:00 am for each calendar year. (Note: The annual meeting is now held at the American Legion Post 521 in Fox Lake, Wisconsin.)**

---

## **COMMISSARY FIELD COMMAND**

### **8.00 General**

**Upon re-establishment of a Commissary Field Command, the following will be observed:**

**The Commissary will be managed primarily by the Commissary Sergeant who will...**

---

## **MEDICAL FIELD COMMAND**

### **9.00 General**

**Upon re-establishment of a Medical Field Command, the following will be observed:**

**The Medical Field Command is formed to provide medical support to the sick and injured personnel of this Unit...**

**A motion was made by John D. and seconded by Gary Klas to approve the changes listed in the motion, motioned carried.**

**M. A proposal was put in front of the association by Wally Hlaban asking that the 6<sup>th</sup> Wisconsin Light Artillery be allowed to join the association as full members and participate in association events.**

**Currently a number of members are also members of the association. Debate was had on the subject as to what the group would be called. A motion was made to grant full membership to the 6<sup>th</sup> WI Light artillery as members of the association by Wally Hlaban and 2<sup>nd</sup> by Ryan Holbrook. Motion approved by the association, welcome 6<sup>th</sup> WI to the Second Wisconsin Association family.**

**N. A proposal was put to the association by Lyle Laufenberg to change the current Iron Brigade**

**Star (the 5 regimental arms, with the "USV" in the center), to the original Iron Brigade star (the 5 arms with crossed cannons in the center) design with the cannon. The changes to occur over the next two years with both electronic and print forms used by the association. Motion was made to accept the proposal by Lyle L with a 2<sup>nd</sup> by Chris Bestful. Motion approved by association.**

**O. Gary Klas mention that he has someone who will put Flags on the graves of Second Men in Gettysburg. We would have a minimal cost to purchase the flags. Motion made by Gary Klas with a 2<sup>nd</sup> by Chris Bestful. Approved by the association.**

**P. Discussion was had on what qualifies as an association member, some ideas were that you must be a dues paying member to have any rights within the association. Other discussion was to get everything updated and in writing. Kevin Hampton will research the By-laws to see what might need to be changed. A motion was made by Ryan H with a 2<sup>nd</sup> by Chris Bestful to defer additional discussion on the matter until more research can take place. Motion carried by the association.**

**Q. Motion Made by Gary Klas, 2<sup>nd</sup> from Ryan H to donate \$100 to the Fox Lake Historical society for allowing us to use the building for the meeting. Motion approved by the association.**

**R. Request was made by Marvin Kostka of company E, asking that the association reimburse the Company for money lost from a NSF check in the amount of \$197 that was received by the company from the Gettysburg trip. The person who gave us this check wasn't a regular member and efforts to get him to pay us back haven't worked. A motion was made by Kevin Hampton with a 2<sup>nd</sup> by John Thielmann to cover the cost of the check. (Motion carried).**

#### **VIII CLOSING**

**A. A motion was made to adjourn the meeting by Gary Klas, 2<sup>nd</sup> by Ryan Holbrook. Meeting adjourned at 2:06 P.M.**

**MEETING ATTENDANCE**

**Dave Sielski Co.E**  
**Ryan Holbrook Co.K**  
**Kevin Klandrud Co.E**  
**Anthony Burzinski Co.K**  
**Charlie Holbrook Co.K**  
**Brant Doty Bty B.**  
**Lyle Laufenberg Bty B.**  
**Wally Hlaban Co.K**  
**Chris Bestul Bty B**  
**Richard Laddusire Co.E**  
**William Wojahn Co.B**  
**Bill Beseler Co.B**  
**Marvin Kostka Co.E**  
**John Dudkiewicz Co.B**  
**Kyle Shimmiock Co.K**  
**Patrick Kroll Co.E**  
**Casey Hulbott Co.K**  
**Gary Van Kauwenbergh Co.G**  
**Pete Seielstad Co.B**  
**Mike Moran Co.K**  
**Scott Frank Co.A**  
**John Thielmann Co.K**  
**Gary Klas Co.G**  
**Tom Klas Co.A**  
**Bob Sienkowski Co. G**  
**Kevin Hampton Co.K**  
**Stan Graiewski Co.K**  
**Tom Bass Co.K**  
**Ugljesha Pirocanic Co.A**  
**Todd St. John Co.E**  
**Tanner St.John Co.E**  
**Robert Schwandt Co.E**  
**Ryan Schwartz Co. K**

**(Total attendance 33 members)**

**EVANSVILLE CIVIL WAR  
WEEKEND**

---

**The following memorandum comes from the organizers of the Evansville "Rally 'Round The Flag" event in May. This dispatch is of particular interest to the members of Company K who support this event. It also is the location of the Company K School Day event as well.**

## MEMORANDUM

**TO: REENACTOR GROUPS INTERESTED IN EVANSVILLE, WISCONSIN'S 2014 "RALLY 'ROUND THE FLAG" EVENT**

**FROM: JOHN DECKER, FOR THE HOST ORGANIZATION, EVANSVILLE GROVE SOCIETY, INC.**

**DATE: MARCH 19, 2014**

**RE: SCHEDULE AND DETAILS**

**Evansville has hosted the "Rally 'Round the Flag" Civil War living history weekend annually since 2011. Camps are set up in beautiful Leonard-Leota Park on the city's near north side. Noted for its designed landscape and Depression-era stone masonry structures, the park is listed on the National Register of Historic Places. Evansville boasts three National Register Historic Districts, and the Wisconsin Historical Society has said that "Evansville contains the finest collection of 1840s to 1915 architecture of any small town in Wisconsin."**

**Our 2014 event will commence at completion of the School Day of Company K of the 2<sup>nd</sup> Wisconsin Volunteer Infantry on Friday, May 16, and run through 3:00 PM on Saturday, May 17. An ice cream social, free to reenactors and visitors, will be held at the park pavilion within the camps from 7:00 to 8:30 Friday evening. Participants in the Company K School Day will be able to set up camp as early as the afternoon of Thursday, May 15, and may camp overnight on Thursday and Friday nights. Company K officers will direct the camp locations. Firewood will be supplied in camp, beginning on Thursday afternoon.**

**Parking is available at many locations within the park. The park road through the camp area will be open, except during the School Day hours (8:00 to approximately 3:00 on Friday) and during the living history hours (9:00 to 3:00 on Saturday). We are offering a bounty of \$10 per registered adult reenactor participating in the living history event on May 17. Registration forms will be circulated in camp by volunteers on Friday afternoon and Saturday morning, and bounties will be distributed Saturday afternoon.**

**We want you to have an enjoyable time and to help us educate the public about military and civilian life during the Civil War. We have the**



**standard expectations about maintaining a period appearance in and about the camps during the hours they are open to students and the public, which includes keeping non-period items out of sight during those hours. We also expect participants to abide at all times to usual and customary safety practices with respect to open fires, firearms and ammunition, and edged weapons. We do not have a battle scenario, but skirmish drills may be held at the discretion of unit commanders.**

**Some related activities, outside of camp, are under consideration, but have not yet been finalized. These include the rededication of Evansville's Civil War monument at City Hall, and a guided tour of graves of noteworthy Civil War veterans at Maple Hill Cemetery. The Sons of Union Veterans of the Civil War will be involved in these activities. The Regimental Volunteer Band of Wisconsin has been invited to participate in the related activities, and to provide live music in the camps on Saturday.**

**For further information, please contact me at [deckercorp@charter.net](mailto:deckercorp@charter.net) or by telephone at (608) 882-5528 or (608) 289-4158 (mobile).**

**Thanks for your interest.**

***Evansville Grove Society, Inc. is the local historical society for the Evansville area, and is a non-stock, not for profit Wisconsin corporation exempt from taxation under section 501(c)(3) of the Internal Revenue Code. Mailing address: PO Box 234, Evansville, WI 53536. Physical address: 15 Antes Drive, Leonard-Leota Park, Evansville.***

## **ATTENTION TO ORDERS**

---



## **LATE BREAKING DISPATCH FROM HEADQUARTERS**

---

**The following dispatch was just delivered from headquarters and may be taken under advisement by the members of the Association.**

**Gentlemen,**

**I have been informed that the 2nd Wisconsin is invited to the Wade House on May 10th, 2014 by the members of the 10th Tenn.**

**The site will be open for drill and other familiar activities that include the 10th Tenn.**

**This appears to be a great alternative for those who were unable to attend the 150th Spotsylvania event but would like to shake out the cobwebs from their gear & brains.**

**For more information contact Matt Olson at [matthew@signalfire.us](mailto:matthew@signalfire.us)**

**Best regards,**

**Lt. Col. Pd Seielstad**

## **A DESPERATE CALL FOR ASSISTANCE**

---

**TO ALL TREASURERS IN THE ASSOCIATION: Our Association treasurer, Scott Frank, needs all companies who made money during 2013 to send him their 990 forms immediately. As we all know April 15<sup>th</sup> will be only 2 weeks away as this newsletter goes to press. Please see to this matter at your earliest convenience!!**

## **SUGGESTED UNIFORM & EQUIPAGE LIST**

### **FOR THE 2<sup>ND</sup> WISCONSIN VOLUNTEER INFANTRY ASSOCIATION, INCORPORATED**

---

---

#### **INTRODUCTION:**

**Welcome to the Suggested Uniform & Equipage List of the Second Wisconsin Volunteer Infantry Association, Inc. This list is current as of 3-1-14.**

**In summarizing Lt. Col. Pete Seielstad's goals for 2014, we want to put forth our best portrayal of the 2d Wisconsin Volunteer Infantry Regiment in all aspects, and accurate uniform & equipage is a key component of a well-rounded impression. This list should be used for all new members and established members whom need to replace their worn out uniform & equipage or make their initial purchases. The merchants listed below strive to make reproductions correct in pattern, construction, and materials based on original articles that are in line with our Uniform & Equipage standards for all Association members.**

**Since merchants come and go, any member who has additional information or wishes to deviate from this list should contact your Company Quartermaster, or Association Quartermaster Tom Klas, or Lt. Colonel Pete Seielstad for further information. This should be done before ordering an item not featured on the Suggested Uniform & Equipage List. As stated in 6.01 of the Second Wisconsin Volunteer Infantry Association Handbook, unacceptable equipment will be removed, so we encourage *discussion urchase*. As of the date of this publication, we believe the merchants listed below strive for *clobefore pse* replication of the original articles. You also should remember cost considerations in most cases will be increased and time of delivery may be much longer than a typical sutler but well worth the wait.**

**For information on the Second Wisconsin Volunteer Infantry Association, Inc., Uniform & Equipment Requirements, consult sections 6.00 - 6.35 of the Handbook.**

**With the economy being tight, we all need to look at costs associated with our purchases *but we should not settle for an item that is not accurate just to get on the field*. I have listed in most cases an acceptable item that is price savvy and will look like the boys of 61' had. In addition, please note for those on a small budget and our younger members there is nothing wrong in purchasing used uniform & equipage by the merchants approved for each item in this document. In many cases this will give you an accurate item with plenty of life left and having a 30% reduction in price in most cases. Please have your measurements ready for any clothing items you are looking for and seek out the Classified Ads on the below forums. To access the Authentic Campaigner forum you need to be a member of the forum which may take up to a month to have the process completed. And if anyone needs assistance and wants to give this a try, please let Association Quartermaster Tom Klas know and I can work with you to assist in what you're looking to purchase. My phone number is (920) 885-9313 or e-mail [klastom@charter.net](mailto:klastom@charter.net) Makers such as Chris Daley, Don Smith, and County Cloth do come up from time to time that are not making ready made garments for sale at this time.**

- 1. AUTHENTIC CAMPAIGNER FORUM: A solid source for excellent used uniform and equipage.  
<http://www.authentic-campaigner.com/>**

2. **ROBERT SZABO'S CIVIL WAR REENACTORS FORUM:** Another good source but they also sell items that are not approved on our listing so make sure it is by a merchant approved for the item you are looking for. You will need to be a member of this forum to purchase used gear.  
<http://www.cwreenactors.com/index.php>
3. **STONY BROOK COMPANY - CHRIS SULLIVAN'S CONSIGNMENT SECTIONS:** Chris is old chum of mine whom makes great trowsers, but he also helps to shed light on items others are trying to sell. Please note that Chris also sells items that are not approved on our listing so make sure it is by a merchant approved for the item you are looking for. <http://www.stonybrookcompany.com/>

## **I. UNIFORM & CLOTHING FOR THE ENLISTED FOOT SOLDIER**

### **A. Fatigue Blouse (Sack Coat)**

***With the cost of “popular better made” fatigue blouses ranging from \$119.00 to \$174.00 from C & D Jarnigan, Quartermaster Shop, Regimental Quartermaster, or C & C Suttler that still miss the mark compared to originals by quite a bit we want everyone to make an educated purchasing evaluation before ordering. Keys you want to keep in mind include blouse flannel that is under 10 ounces & indigo dyed like originals – not the navy blue that turns to purple and gets puffy due to modern techniques. Also these should have hand sewn button holes, correct linings, and sleeve gussets (where the sleeve lining and body lining meet) as a starting point.***

### **W. W. & Company:**

**Dan Wambaugh offers contract issue fatigue blouses J.T. Martin. \$200.00.**

***Also sells Schuylkill Arsenal fatigue blouse kits for \$130.00 which were completely hand sewn and offers detailed step by step instructions for the blouse the 2<sup>nd</sup> Wisconsin would have been issued several times during their muster. Scott Frank can put these together for you as well and assist if you get stuck putting your kit together. Because of the issues with quality sack coats, Scott will***

***put this together for only \$50.00. Your total cost would be \$180.00 for Association members for an entirely hand sew fatigue blouse. Sizes 38-48 chest.***

**3-4 weeks for finished fatigue blouses not in stock. Dan also sells Packaged Deals for those needing both a museum grade blouse & trowsers at \$340.00 which is a \$25.00 reduction in cost. A fine merchant from the Old Northwest located in Michigan.**

**Morris & Company Historical Clothiers:**

**Lined Contract pattern fatigue blouse by Todd Morris. Todd has a four to six month wait to complete orders. \$165.00.**

**Scott Frank:**

**Scott will help the young guys and those smaller than size 38 inch chest get a good sack coat. Cost should be around \$165.00. Scott will use a Lined Contract Issue Pattern from County Cloth or Homespun Patterns. Contact Scott at 920-296-0254 for details. Yes Scott is less expensive than a C & D Jarnigan lined blouse for \$174.00 with a better end product too. Normally takes two months for finished orders.**

**Nick Sekela:**

**Lined Nathan Gale or JT Martin contract pattern fatigue blouse. \$225.00 - \$230.00. Excellent replica. Available from direct from Nick through his website. Also makes an excellent unlined sack coat for summer months \$240.00.**

**Joe Blunt/Carter & Jasper Mercantile:**

**Lined John T. Martin contract pattern fatigue blouse. Call Joe to details and options. Normally 3-4 Month Wait. \$200.00**

**B. Uniform Coat (Frock Coat)**

**With the high cost of a Uniform Coat – please try to educate yourself on what makes a correct reproduction. Rule of thumb – save your money for a good uniform coat as it should be a one time purchase. For younger members – we recommend saving up for a good fatigue blouse first! Fatigue blouses are accurate for 1862– 1864 impressions too for the 2<sup>nd</sup> Wisconsin – not just frockcoats.**

**Lynn Bull:**

**Excellent enlisted uniform coat with correct pattern, materials, and construction. This includes details as exhibited in original frock coats such as correct thin Saxony blue piping, chest padding, functional cuffs, and quite a bit of handsewn details such as the sleeve linings and buttonholes on his contract dress coat. \$425.00 for his very well made frock coats. This is the best deal for the quality of reproduction out there at this time. Six to eight week wait for finished items. Lynn is a great guy and call him to place your order.**

**Joe Blunt/Carter & Jasper Mercantile:**

**Very good uniform coat reproduction with correct Saxony blue piping, chest padding, functional cuffs, and quite a bit of handsewn details such as the sleeve linings and buttonholes on his contract dress coat. Currently \$450.00 for a machine topstitched version of this frockcoat. Only \$50.00 more than a Jarnigan frockcoat and has the correct construction and indigo dyed uniform cloth which many sutler row frocks fall short on.**

**Nick Sekela:**

**Excellent contract frock coat with hand sewn buttonholes or you will have to do this yourself. \$450. Available direct from Nick. Correct materials, pattern, and construction. Only \$50.00 more than a Jarnigan frockcoat and has the correct construction and indigo dyed uniform cloth which many sutler row frocks fall short on.**

**C. TROUSERS: (PURCHASE SKY BLUE TROUSERS FIRST, THEN DARK BLUE TROUSERS.)**

**Chris Sullivan:**

**William Deering contract pattern trousers. Museum Grade Preferred at \$175.00. Ask Chris about using 100% kersey for your trousers which is now available for \$190.00. Also makes first rate dark blue trousers.**

**For those on a *tight budget or for the really young members (12-16)*, ask Chris about his Commercial Grade Trousers with some hand details such as buttons, buttonholes, and hand sewn vents in the trouser cuff at \$125.00. Best service and product regarding trousers!**

**W, W, & Company:**

**Dan Wambaugh offers JT Martin Contract Issue Trousers. These are the least expensive offering from Dan and were worn in both Eastern and Western Theaters. \$180.00. Do not forget about his packaged deals for those needing both trousers and a fatigue blouse as mentioned in the fatigue blouse section. Dan also offers an excellent *Schuykill Arsenal Trowser kit for \$115.00* which were completely hand sewn and offers detailed step by step instructions for the trousers the 2<sup>nd</sup> Wisconsin would have been issued several times during their muster. *Scott Frank can put these together for \$50.00 as well and assist if you get stuck putting your kit together.***

**Joe Blunt/Carter & Jasper Mercantile:**

**Excellent J.T. Martin Issue trousers. \$190.00.**

## **D. CIVILIAN SHIRTS**

**Scott Frank:**

**Scott will make a completely hand sewn civilian shirts at \$75.00 or machine sewn shirts with hand sewn buttons and buttonholes for \$50.00 using shirting fabric from Family Heirloom Weavers. Scott is currently using the County Cloth “Henry Holliday” pattern for all his civilian shirts.**

**W, W, & Company:**

**Dan Wambaugh offers completely hand sewn civilian shirts \$115.00 and partially machine-sewn shirts at a reduction in price \$85.00, but still very accurate as a dry goods shirt. Dan also sells shirt kits with all the materials necessary for \$45.00 in cotton and \$60.00 for wool civilian shirts in sizes Medium (42 chest) and Large (48 chest). *Aneta Koehn and Scott Frank can put these together for you as well.***

**Nick Sekela:**



**Excellent dry goods civilian shirts with machine sewn body, hand sewn buttons and buttonholes as per original garments, and half lined in a fine array of fabric patterns. \$95.00**

**Sutler of Fort Scott:**

**Decent period dry good shirts machine sewn with hand sewn buttons, button holes and tape. \$59.00. Good starting point for the young guys and members looking to make that first upgrade. Stay away from the unbleached muslin shirt. Steve Dunfee is great to work with and I have served under him many a time in the Army of the Pacific.**

## **E. FEDERAL ISSUE SHIRTS**

**Scott Frank:**

**White domet flannel issue shirts just like the boys from the 2<sup>nd</sup> Wisconsin would have worn. Scott had made plenty of these over the year for Company "A".**

**W, W, & Company:**

**Dan Wambaugh offers different documented colors of the contract variant issue shirt. White domet flannel issue shirts can be purchased as a special request. Also sells a kit for those whom like to sew by hand as these garments were at \$70.00.**

**Nick Sekela:**

**Completely hand sewn white domet flannel issue shirts as well as contract variant issue shirts in an array of documented colors. Available from Nick online through his Website.**

## **F. SUSPENDERS**

**Chris Graham:**

**Excellent replica braces!**

**Nick Sekela:**

**Excellent array of documented styles. Available direct from Nick.**

**Corner Clothiers:**

**Also available from S & S Sutler of Gettysburg.  
Carter & Jasper Mercantile/Joe Blunt**

**Scott Frank:**

**Scott will make a simple pair of poorboy suspenders without adjustment tines for those on a small budget.**

**G. U.S. PATTERN JEFFERSON BOOTEES (SHOES)**

**Missouri Boot & Shoe Company:**

**Recommend style JB-2; the best!**

**Mattimore Harness:**

**Ultimate Campaigner bootees.**

**H. WOOL SOCKS**

**Carter & Jasper Mercantile:**

**Excellent hand knit wool civilian socks.**

**W, W, & Company:**

**Nice array of colors for machine knit civilian socks at reasonable prices by *Dave Gerow*.**

**Sutler of Fort Scott:**

**Decent wool 80% and cotton blend socks in a variety of colors at a very decent price. Great for our younger members! \$14.00. Not as warm as all wool socks but acceptable.**

**I. COTTON SOCKS**

**S & S Sutler of Gettysburg**

## **J. ARMY PATTERN DRAWERS**

### **W, W, & Company:**

**Kits also available for Government Issue Drawers which were hand sewn for \$35.00 with all materials needed and complete directions. Also sells civilian drawers which are a touch cooler in summer months.**

### **Nick Sekela:**

**Excellent completely handsewn government issue cotton catton flannel drawers. Available direct from Nick though his Website.**

### **Scott Frank:**

**Scott make Federal Issue Drawers from a County Cloth pattern using correct cotton catton flannel. Great item for those cold Spring and Fall Events.**

### **Joe Blunt/Carter & Jasper Mercantile**

#### **Sutler of Fort Scott:**

**Decent drawers for \$32.00 patterned after Pierce Brothers of Boston, MA dry goods pattern. Original buttons handsewn!**

## **K. PERIOD EYEGLASSES**

**Antique Stores  
The Grand Spectacle**

## **II. HEADGEAR & INSIGNIA**

### **A. U.S. Regulation 1858 Pattern Dress Hat (Hardee Hat)**

#### **T P & H Trading Company:**

**Order the reproduced Dress Hat of Sergeant Philander Wright, Co. C, 2d Wisconsin Volunteer Infantry. A Superior Black Hat reproduction**

**by Mr. Tim Bender! The original Dress Hat of Sgt. Wright's is located at the Wisconsin Veteran's Museum.**

**B. Enlisted Worsted Wool Infantry Hat Cord, Infantry Brass Horn, Eagle Plate, Brass Regimental Number, Brass Company Letter, & Black Plume.**

**The Military Warehouse:**

**Available from *S & S Sutler of Gettysburg.***

### **C. FEDERAL FORAGE CAP**

**W. W. & Company:**

**Forage caps made by *Mike Anderson of Anderson Dry Goods.***

**Nick Sekela:**

**Excellent forage caps. Available from *field agent Robert Collett* direct from Nick.**

## **III. ACCOUTERMENTS & TRAPPINGS**

**A. U.S. Pattern 1855, 1857, or 1861 .58 Cal. Cartridge Box, Cartridge Box Belt (Sling), U.S. Pattern 1856 Waistbelt (leather keeper preferred), U.S. Pattern 1850 Cap Box, U.S. Pattern Bayonet Scabbard (2 or 7 rivets) with belt frog for M1855 .58 Cal. Springfield or Enfield Bayonet, and Musket Sling for Springfield or Enfield Rifle-Muskets.**

**Missouri Boot & Shoe Company**

**L.D. Haning & Company**

**Nick Duvall  
Nick Sekela:**

**Available direct from Nick by ordering online through his Website.**

**C & D Jarnigan:**

**Handsewn items only!**

**B. U.S. OVAL BELT PLATE (BUCKLE), U.S. OVAL  
CARTRIDGE BOX PLATE, & U.S. ROUND  
EAGLE CARTRIDGE BOX BELT (SLING)  
BREASTPLATE.**

**Missouri Boot & Shoe Company**

**The Military Warehouse:**

**These can be had at *S & S Sutler of Gettysburg* since the Military  
Warehouse only deals wholesale. Be sure to specify Military  
Warehouse plates **ONLY!****

**C & D Jarnigan**

**C. U.S. PATTERN 1858 SMOOTHSIDE CANTEEN**

**The Blockade Runner:**

**1858 Smoothside Canteen with Brown or Gray jean wool cover.  
\$39.95.**

**W.W. and Company:**

**Cincinnati Depot Canteen.**

**C & D Jarnigan:**

**Can also request a canteen without a jack chain hole on the bracket.**

**D. Canteen Cover (a brownish gray wool jean cover)**

**S & S Sutler of Gettysburg:**

**A great way to improve the accuracy of your C & D Jarnigan Canteen!**

**E. LEATHER CANTEEN SLING**

**L.D. Haning & Company**

**Nick Duvall**

**Nick Sekela**

**F. U.S. PATTERN 1851 HAVERSACK**

**Missouri Boot & Shoe Company:**

**Three choices to choose from. \$32.00 for a less expensive documented version.**

**Nick Sekela:**

**Excellent haversacks available direct from Nick by ordering online though his Website.**

**L.D. Haning & Company**

**H. U.S. PATTERN 1855 KNAPSACK, DOUBLE BAG**

**Missouri Boot & Shoe Company**

**Nick Sekela**

**C & D Jarnigan**

## I. U.S. ISSUE GUM BLANKET OR PONCHO

**Nick Sekela:**

**Excellent reproduction of correct dimensions, weight, grommets, and makers marks per original gum blankets. \$119.00**

**Jan Berger:**

**Jan is from Germany and posts on Robert Szabo's forums. His reproduction ground cloths are made of thin cotton sheeting with vulcanized natural rubber. The dimensions of the gum blankets are 46"x72" inch like the ones offered by the Union India Rubber Company. They weigh between 2 1/4 and 2 1/2 pounds like the originals. The ponchos and gum blankets are made with correct sized brass grommets and all wear the Union India Rubber Company maker stamp. Cost \$73.00 plus shipping from Germany (around \$24.00) for gum blankets, poncho's higher in price.**

**The Regimental Quartermaster:**

**Acceptable Goodyear patent gum blankets \$84.00 or poncho's \$89.00.**

## J. U.S. PATTERN SHELTER TENT (PURCHASED IN HALVES THREE PANEL HALF PREFERRED)

**W, W, & Company:**

**Dan sells correct shelter tent poles and pins as well. Cincinnati Depot issue Type II a three panel *preferred* which is their early to mid war shelter half.**

## K. U. S. ISSUE BLANKET (GRAY OR BROWN)

**S & S Sutler of Gettysburg:**

**Excellent Gray U.S. Issue blanket.**

**Nick Sekela:**

**Brown U.S. Issue blanket.**

#### **IV. RIFLE-MUSKETS, BAYONET, & ACCESSORIES**

**The 2nd Wisconsin was armed with Model 1816 Harpers Ferry muskets, converted to percussion with the Belgian 'cone-in-barrel' method until January 1862 when they were issued Model 1854 Austrian Lorenz muskets. No one currently manufactures reproductions in .54 or .58 caliber, and original guns are scarce and expensive. Parts are available from the Rifle Shoppe, Inc. but require time and skill to assemble. After January of 1864, the 2<sup>nd</sup> Wisconsin was armed with the Enfield .58 caliber rifle musket.**

**A. Euroarms M1861 Springfield Rifle Musket, or Armi Sport P1853 Enfield Rifle-Musket, and M1855 .58 Cal. Springfield or Enfield Bayonet.**

**Lodgewood Mfg.**

**John Zimmerman:**

**Sells “defarbed” rifle-muskets.**

**Todd Watts – Blockade Runner:**

**Sells defarbed rifle-muskets.**

**Note: Before purchasing a bayonet, fix it on your rifle-musket to insure proper fit.**

**B. CLEANING ROD, CONE PICK, CONE WRENCH, &  
WIPER.**

**Lodgewood Mfg.**



**John Zimmerman:**

**Blockade Runner**

## **V. TIN CUP OR FRUIT CAN BOILER, MESS GEAR, & PERSONAL ITEMS.**

### **A. Tin Cup**

**Wisconsin Veterans Museum**

**Carter & Jasper Mercantile**

**Village Tinsmithing Works (P1858)**

**Ezra Barnhouse Goods**

### **B. Fruit Can Boiler**

**Wisconsin Veterans Museum**

**Carter & Jasper Mercantile**

**Village Tinsmithing Works**

**Ezra Barnhouse Goods**

### **C. Tin Mess Plate**

**Wisconsin Veterans Museum**

**C & D Jarnigan:**

**Order a Canteen Half (Pattern 1858 Smoothside), which can serve as a plate & a skillet!**

**Nick Sekela**

**Carter & Jasper Mercantile**

**D. Knife, Fork, & Spoon**

**Nick Sekela:**

**Sells a knife-fork-spoon combination set.**

**Carter & Jasper Mercantile**

**Ezra Barnhouse Goods**

**Sutler of Fort Scott**

**E. SKILLET (6 OR 12 INCH)**

**Carter & Jasper Mercantile**

**Ezra Barnhouse Goods**

**Jerry Raisor**

**F. RATION BAGS**

**Barb Sonntag:**

**Will make completely hand sewn cotton ration bags. Ask Scott at an event about pricing and patterns.**

**Nancy Sorchy**

**Carter & Jasper Mercantile**

**Ezra Barnhouse Goods**

**Nick Sekela**

**G. Candles & Lucifer Matches**

**Carter & Jasper Mercantile**

**Ezra Barnhouse Goods**

**Sutler of Fort Scott**

## **H. Hardtack**

**G.H. Bent & Company**

## **I. Lye Soap & Toiletry Items**

**Carter & Jasper Mercantile**

**Ezra Barnhouse Goods**

## **J. Cotton Napkin or Hand Woven Towel**

**Carter & Jasper Mercantile**

**Ezra Barnhouse Goods**

**Terre Lawson**

## **K. Housewife**

**W. W. and Company**

**Kathy Bradford:**

**Preservation Parcels! Selection via the Authentic Campaigner Vender Section.**

**Carter & Jasper Mercantile**

**Ezra Barnhouse Goods**

## **L. Parched Corn, Green Coffee Beans, and Period Correct Groceries**

**Carter & Jasper Mercantile**

**Ezra Barnhouse Goods**

**Blue Heron Mercantile:**

**Parched Corn.**

**Sutler of Fort Scott**

**Cone Sugar!**

## **VI. ADDITIONAL ITEMS**

### **A. Leggings (or called Gaiters)**

**Nick Sekela:**

**Available in three different calf sizes: Size 6 smallest - 15-16 inch calf; Size 7 Medium 17-18 inch calf; and size 8 largest 19-20 inch calf. These are documented from a pair in Don Troiani's collection made by *Nick Sekela*. I hate to admit it, but these are more accurate than our pard Scott Wallick's as they have the correct cast buckle and painted on manufacture insignia as per the original. \$65.00**

### **B. Enlisted Foot Pattern Greatcoat (Overcoat)**

**County Cloth:**

**Kits are quite lower in price. *Aneta Koehn can put these together for you as well.***

**Chris Sullivan**

**Joe Blunt:**

**\$400.00 for an excellent reproduction.**

## C. MILITARY VEST (DARK BLUE) & CIVILIAN VESTS

**Nancy Sorchy:**

**Civilian Vests.**

**Carter & Jasper Mercantile:**

**Civilian Vests**

**Nick Sekela:**

**Private Purchase Military Vests & Civilian Vests. Call to confirm availability.**

**Joe Blunt:**

**Military & Civilian Vests.**

## D. 19TH CENTURY WALLET

**Nick Sekela**

**Corner Clothiers**

**Carter & Jasper Mercantile**

**Ezra Barnhouse Goods**

## E. WHITE COTTON DRESS GLOVES

**Carter & Jasper Mercantile**

**C & D Jarnigan**

## F. CRAVATS

**Corner Clothiers**

**Carter & Jasper Mercantile**

**Ezra Barnhouse Goods**

**Nick Sekela**

**G. BUTTONS, NCO CHEVRONS & NCO SASHES.**

**W. W. & Company:**

**NCO Chevrons.**

**Nick Sekela:**

**NCO Chevrons**

**H. D.W. BAXTER'S VOLUNTEER MANUAL (SCOTT'S),  
BLANK WRITING BOOKS, FEDERAL ARMY FORMS,  
STATIONERY, AND BOOKS.**

**Sullivan Press**

**Carter & Jasper Mercantile**

**Ezra Barnhouse Goods**

**Sutler of Fort Scott**

**I. POCKET WATCH**

**Michael Clark**

**J. PIPES**

**R. Ubben**

**Sutler of Fort Scott**

## **K. 19TH CENTURY YARD GOODS**

**W, W, & Company**

**County Cloth**

**Ben Tart**

## **L. GLASS BOTTLES**

**Dog River Glassworks**

## **M. CIVILIAN COAT & TROWERS**

**Corner Clothiers:**

**Excellent civilian attire from frock coats, sack coats, trowsers, and much more.**

**Carter & Jasper Mercantile/Joe Blunt:**

**A fine array of ready made civilian clothing, as you would find at a period merchant.**

## **N. MITTENS, SCARVES, SLEEPING CAPS, & BALACLAVAS**

**Carter & Jasper Mercantile:**

**Excellent hand knit mittens and scarves.**

**Kathy Kleinman**

**Karin Timour**

**Terre Lawson**

**Nancy Sorchy**

## **N. CIVILIAN HATS**

**TP & H Trading Company:**

***Tim Bender offers a fine array of period civilian styles. Try to stick with a black or dark color civilian hat if possible.***

## **O. CORPS BADGES**

**IWP Fabrications:**

**Excellent Corps Badges for Enlisted Men and Officers. Their 1<sup>st</sup> Corps Badges are the best I have seen reproduced at this time.**

## **VII. COMMISSIONED OFFICER'S FURNISHINGS**

### **A. Commissioned Officer's Blouse & Frock Coat**

**Joe Blunt:**

**Excellent Commercial Blouse and Officer Frock Coats. Call Joe for details.**

**Nick Sekela:**

**Can have a wonderful officer's blouse that Lt. Col. Pete Seielstad owns for junior or senior officers, or a fine Junior Officers Frock Coat, which Tom Klas has. Please seek these individuals out to see first hand what these garments look like.**

**Lynn Bull:**

**Excellent officer dress coats priced very well. Single-breasted junior officer dress coat is \$225.00 and double breasted officers dress coat is \$275.00 for those officers at or above the major rank.**

### **B. Commissioned Officer's Trousers**

**Joe Blunt:**



**Excellent Commercial Officer's Trousers available in Sky Blue and Dark Blue wool.**

**Chris Sullivan:**

**Excellent Commercial Officer's Trousers available in Sky Blue and Dark Blue wool. The best customer service most of us have ever experienced.**

**Nick Sekela:**

**Excellent Officers Trousers by Nick. Both sky blue and dark blue indigo dyed versions available. Seek out Tom Klas as he has both the dark blue and sky blue versions to see first hand what these fine trousers look like.**

## **C.COMMISSIONED OFFICER'S HAVERSACK**

**Nick Duvall:**

**Several documented styles available.**

**Nick Sekela:**

**Excellent Officers Haversack made by *Nick Sekela*. Seek out Tom Klas to see first hand what this fine reproduction officer's haversack looks like.**

## **D. COMMISSIONED OFFICER'S WAIST BELT (SWORD BELT)**

**Nick Duvall**

**Nick Sekela:**

**Please contact Nick direct to place your order for two excellent versions.**

## **E. COMMISSIONED OFFICER'S INSIGNIA**

**Nick Sekela:**

**Officers shoulder straps, collar ranks, hat ornamentation.**

**IWP Fabrications:**

**Excellent Officers shoulder straps & hat ornamentation.**

## **F.COMMISSIONED OFFICER'S HEADGEAR**

**TP & H Trading Company:**

**Tim Bender offers an excellent Officers Dress Hat and civilian hats for an officer's impression. Try to stick with a black or dark color civilian hat if possible.**

**W. W. & Company:**

**Excellent private purchase Forage caps and officers kepis made by  
*Mike Anderson of Anderson Dry Goods.***

**G. COMMISSIONED OFFICER'S FOOTWEAR**

**Missouri Boot & Shoe Company:**

**Officer's boots and civilian shoe styles.**

**Mattimore Harness:**

**Officer's boots and civilian shoe styles.**

**H. M1850 FOOT OFFICERS SWORD**

**Ames Sword Company:**

**The original company that manufactured swords during the war in  
now owned by a company out of Ohio. Call to see availability and  
options.**

**I. SMALL CALIBER PISTOL – OPTIONAL ITEM**

**Lodgewood Mfg.**

**John Zimmerman:**

**Sells defarbed revolvers with correct stamps with several options  
available.**

**J. PISTOL HOLSTER – OPTIONAL ITEM**

**Nick Duvall  
Nick Sekela**

## **VIII. ARTILLERY UNIFORM & EQUIPAGE**

### **A. Mounted Services Jacket**

**Nick Sekela:**

**Available as a request item made by *Nick Sekela*.**

**County Cloth:**

**Excellent Schuylkill Arsenal Jackets as per originals. Please allow plenty of lead-time for this order to be completed.**

**Joe Blunt**

### **B. MOUNTED SERVICES TROUSERS**

**Nick Sekela:**

**Available as a request item made by *Nick Sekela*.**

**County Cloth:**

**Excellent Schuylkill Arsenal Trousers as per originals. Please allow plenty of lead-time for this order to be completed**

**Joe Blunt**

## **IX. FURTHER UNIFORM & EQUIPMENT INFORMATION**

**THE COLUMBIA RIFLES RESEARCH COMPENDIUM – SECOND EDITION**

**If you would like a copy, try advertising on Robert Szabo's Reenactors Forum or the Authentic Campaigner forum that you would like a copy. They are out of print and will not be re-printed. An excellent resource for all Second Wisconsin members to have and read.**

**THE AUTHENTIC CAMPAIGNER WEBSITE:**

**A Top Notch Website truly dedicated to progressive Civil War reenactors. Contains great research articles, unit contacts, discussion boards, and resources. Please visit their vendor sections as well and the sell forum to get some good deals on used items made by the merchants listed in this document.**

**<http://www.authentic-campaigner.com/>**

**MERCHANT LIST**

**Jan Berger**

**Lederarsenal**

**Jan lives in Germany – see Website for further contact information.**

**[j.h.berger@lederarsenal.com](mailto:j.h.berger@lederarsenal.com)**

**<http://www.lederarsenal.com/en/pages/home.php?lang=EN>**

**G.H. Bent & Company**

**7 Pleasant Street**

**Milton, MA 02186**

**(617) 698-5945**

**<http://www.bentscookiefactory.com>**

**Blockade Runner and Defarb Gunsmith Todd Watts**

**1027 Bell Buckle/Wartrace Rd.**

**Wartrace TN 37183**

**(931) 389-6294**

**e-mail: [bri@blockaderunner.com](mailto:bri@blockaderunner.com)**

**<http://www.blockaderunner.com/Catalog/catpg2a.html>**

**Blue Heron Mercantile**

**Jim Jacobs**

**4202 Hillside Drive**

**Lafayette, IN 47905**

**(800) ANG-1752**

**(765) 474-8426 FAX or PHONE**

**<http://www.blueheronmercantile.com/>**

**e-mail: [james@blueheronmercantile.com](mailto:james@blueheronmercantile.com)**

**Lynn Bull**

**702 North Spence, #901**

**Goldsboro, NC 27534**

**(919) 778-7032**

**Joe Blunt**

**Carter & Jasper Mercantile**

**2925 Mill Run Boulevard**

**Kissimmee, Florida 34744**

**e-mail: [carterandjasper@yahoo.com](mailto:carterandjasper@yahoo.com)**

**<http://www.carterandjasper.com/index.html>**

**Michael Clark**

**P.O. Box 641**

**Willamsburg, OH 45176**

**(513) 724-3167**

**Send a S.A.S.E. for a current product list.**

**Corner Clothiers**

**Kara Bartels**

**P.O. Box 4077**

**Gettysburg, PA 17325**

**(717) 357-6672**

**[www.cornerclothiers.com](http://www.cornerclothiers.com)**

**e-mail: [Kara@cornerclothiers.com](mailto:Kara@cornerclothiers.com)**

**County Cloth**

**Charlie Childs**

**13797-C Georgetown Street, NE**

**Paris, OH 44669**

**(330) 862-3307**

**<http://www.crchilds.com/>**

**e-mail: [crchilds@bright.net](mailto:crchilds@bright.net)**

**Catalog - \$6.00**

**Dog River Glassworks**

**24 D Forbes Avenue**

**Carlisle, PA 17013**

**(717) 243-4886**

**<http://www.dogriverglassworks.com>**

**e-mail: [wrosecrans@aol.com](mailto:wrosecrans@aol.com)**

**The Sutler of Fort Scott**

**Steve and Laura Dunfee**

**Historic Tallman Homestead, c.1857**

**501 N. Franklin Street**

**Fort Scott, Kansas 66701**

**(620) 223-1390**

**<https://www.sutleroffortscott.com/index.htm>**

**e-mail: [Sutleroffortscott@hotmail.com](mailto:Sutleroffortscott@hotmail.com)**

**Nick Duvall**

**116 W. Walnut Street**

**Kingston, PA 18704**

**(570) 283-9297**

**<http://www.duvallleatherwork.com/>**

**e-mail: [duvall\\_leatherwork@hotmail.com](mailto:duvall_leatherwork@hotmail.com)**

**Ezra Barnhouse Goods**

**Beth Crabb**

**24120 State Route 161**

**Irwin, OH 43029**

**(937) 349-3571**

**<http://www.ezrabarnhousegoods.com/index.html>**

**e-mail: [orders@ezrabarnhousegoods.com](mailto:orders@ezrabarnhousegoods.com)**

**e-mail: [crabby@cten.net](mailto:crabby@cten.net)**

**Scott Frank**

**920-296-0254**

**[scottfrankdesigns@hotmail.com](mailto:scottfrankdesigns@hotmail.com)**

**Chris Graham**

**1420 East Vineyard**

**Hayesville, NC 28904**

**(828) 389-6126**

**Call or write for a price/product list**

**The Grand Spectacle**

**Richard Buchanan**

**528 W. Water Street**

**Elmira, NY 14905**

**(607) 645-8759**

**<http://www.thegrandspectacle.com/>**

**e-mail: [info@thegrandspectacle.com](mailto:info@thegrandspectacle.com)**

**L.D. Haning & Company**

**Tim Welch**

**9560 Neiswander Road**

**Ashville, OH 43103**

**(614) 837-5475**



**<http://www.ldhaning.com>**

**e-mail: [luther@ldhaning.com](mailto:luther@ldhaning.com)**

**IWP Fabrications**

**B.J. Zirkle**

**P.O. Box 68**

**Eules, TX 76039**

**(817) 223-5535**

**(817) 285-0850 FAX**

**e-mail: [giltwire@aol.com](mailto:giltwire@aol.com)**

**C & D Jarnigan**

**P.O. Box 1860**

**Cornith, MS 38834**

**(601) 287- 4977**

**(601) 287-6033 FAX**

**<http://www.jarnaginco.com>**

**e-mail: [cjarnag@tsixroads.com](mailto:cjarnag@tsixroads.com)**

**Catalog - \$6.00**

**Kathy Kleinman**

**10264 Eagle Nest Court**

**Fairfax, VA 22032**

**(703) 323-1219**

**e-mail: [dortheadix@aol.com](mailto:dortheadix@aol.com)**

**Aneta Koehn**

**Seamstress & Daryl "Muffy" Koehn's better half**

**e-mail: [Kloddzkaama@live.com](mailto:Kloddzkaama@live.com)**

**Terre Lawson**

**e-mail: [thlawson@bellsouth.net](mailto:thlawson@bellsouth.net)**

**Also see CW Reenactors Forum – She is a Moderator**

**Legendary Arms, Inc.**

**370 Gees Mill Business Parkway NE**

**Conyers, GA 30013**

**1-800-528-2767**

**(770) 602-1272 FAX**

**e-mail: [sales@legendaryarms.com](mailto:sales@legendaryarms.com)**

**<http://www.legendaryarms.com/index.html>**

**Lodgewood Mfg.**

**131 Center Street**

**Whitewater, WI 53190**

**(262) 473-5444**

**<http://www.lodgewood.com/>**

**e-mail: [lodgewd@idnet.com](mailto:lodgewd@idnet.com)**

**Mattimore Harness**

**Tom Mattimore**

**509 South 2<sup>nd</sup> Street**

**Laramie, WY 82070**

**(307) 745-8460**

**<http://www.civilwarboots.com>**

**Morris & Company Historical Clothiers**

**Ericka & Todd Morris**

**4715 Cranberry Ave. NW**

**Canton, OH 44709**

**(330) 498-0868**

**(330) 323-0189**

**<http://www.morrisclothiers.com/>**

**e-mail: [morrisclothiers@msn.com](mailto:morrisclothiers@msn.com)**

**The Military Warehouse**

**Jim Kindred**

**P.O. Box 406**

**Corinth, MS 38835**

**(662) 328-9462**

**<http://www.milwarehouse.com>**

**e-mail: [kindred@ebicom.net](mailto:kindred@ebicom.net)**

**Missouri Boot & Shoe Company**

**Bob Serio**

**951 Burr Crossing Road**

**Neosho, MO 64850**

**(417) 451-6100**

**<http://www.missouribootandshoe.com/index.asp>**

**e-mail: [mobootandshoe@sbcglobal.net](mailto:mobootandshoe@sbcglobal.net)**

**Jerry Raisor**

**[Jerry.Raisor@Ky.gov](mailto:Jerry.Raisor@Ky.gov)**

**The Regimental Quartermaster**

**421 Baltimore Street**

**Gettysburg, PA 17325**

**(717) 338-1850**

**e-mail: [regtqm@aol.com](mailto:regtqm@aol.com)**

**<http://www.regtqm.com/>**

**Nick Sekela**

**Post Office Box 28**

**Butler, NJ 07405-0028**

**(973) 283-0800**

**e-mail: [HistCloth@aol.com](mailto:HistCloth@aol.com)**

**[www.njsekela.com](http://www.njsekela.com)**

**S & S Sutler of Gettysburg**

**Tim & Debbie Sheds**

**45 Steinwher Avenue**

**Gettysburg, PA**

**(717) 338-1990 Weekends**

**(717) 677-7580 after 6 P.M. M-F EST**

**<http://ss-sutler.com/>**

**e-mail: [sheds@cun.net](mailto:sheds@cun.net)**

**Stony Brook Company**

**Chris Sullivan**

**169 West Fifth Street**

**Oswego, NY 13126-2505**

**(315) 343-1557**

**<http://www.stonybrookcompany.com/>**

**e-mail: [cams@tweny.rr.com](mailto:cams@tweny.rr.com)**

**Sullivan Press**

**Robert Sullivan**

**P.O. Box 1711**

**West Chester, PA 19380-0057**

**(610) 873-2631**

**<http://www.sullivanpress.com/>**

**e-mail: [sullpress@aol.com](mailto:sullpress@aol.com)**

**Karen Timour**

**81 Payson Avenue, Apt. 1**

**New York, NY 10034-2755**

**e-mail: [Ktimour@aol.com](mailto:Ktimour@aol.com)**

**TP & H Trading Company**

**Tim Bender**

**121 Carriage Drive**

**Birdsboro, PA 19508**

**(610) 582-0327**

**<http://www.benderhats.com/>**

**e-mail: [tph\\_trading@msn.com](mailto:tph_trading@msn.com)**

**Nancy Sorchy**

**701 5<sup>th</sup> Street**

**Broadhead, WI 53520**

**(608) 293-0585**

**e-mail: [terry\\_sorchy@hotmail.com](mailto:terry_sorchy@hotmail.com)**

**R. Ubben Pipes**

**53 Dean Road**

**New Milford, CT 06776**

**<http://www.rubbenpipes.com/index.htm>**

**e-mail: [woodreb@earthlink.net](mailto:woodreb@earthlink.net)**

**Village Tinsmithing Works**

**Bill & Judy Hoover**

**P.O. Box 539**

**Hamptonville, NC 27020**

**(336) 468-1190**

**<http://www.csa-dixie.com/villagetinsmith.htm>**

**W, W, & Company**

**Dan Wambaugh & Brian White**

**6150 W. Michigan Avenue #M-21**

**Lansing, MI 48917**

**(517) 303-3609**

**<http://www.wwandcompany.com/>**

**e-mail: [colstoughton@hotmail.com](mailto:colstoughton@hotmail.com)**

**John Zimmerman**

**P.O. Box 1351**

**Harpers Ferry, WV 25425**

**(304) 535-2558**

**<http://harpersferrycivilwarguns.com/>**

**Compiled by Tom Klas – March 2014**

**2d Wisconsin Volunteer Infantry Association, Inc.**

**Another option available:**

**Wambough & White have a shelter half blank kit available for \$50.00. If you want a deal and have time to sew, here is the deal of the day.**

**<http://wwandcompany.com/store/package-deals/305-shelter-half-blanks.html>**

**Lt. Col. Seielstad**

## **SCHOOL OF THE CAMPAIGNER—PART TWO**

# **Tips for Correct Rations and Cooking Methods**

---

***The following article by our comrade, Tom Klas, is an amazingly well laid out description of the soldiers in the field. The article is well researched and effectively written. Kudos to Tom and from everyone who currently serves in the Second Wisconsin. We thank you for this excellent submission to the April, Fugelman!!***

**BY TOM KLAS**

**Hi everyone,**

**Part two of this series will take a look at the how the men of the Second Wisconsin and Iron Brigade of the West operated while on campaign with rations used in the field. We will take a journey looking at some of the major campaigns the Second Wisconsin was involved in and the men's idea's of rations. Again our goal is to help everyone prepare for events which have a campaign impression such as the upcoming Wilderness 150<sup>th</sup> reenactment and beyond.**

## **IRON BRIGADE OF THE WEST SOLDIERS DISCUSSING RATIONS & COOKING**

**To begin we have a unique perspective on hard bread, commonly known as hardtack. On July 10, 1861, Charles C. Dow, Company G, Second Wisconsin Volunteer Infantry wrote to his friend James from Arlington Heights, Virginia:**

**This hard bread is a great institution. You might soak a biscuit in a cup of coffee six weeks, and then you would have a good set of teeth to eat it. This kind of bread I suppose was made to keep. I think the maker has got the receipt for making it, for I have not the least doubt but what it would keep ten thousand years and then be as fresh as now." (136)**



**Next for the officers and enlisted men, what ration article on the Second Wisconsin would be worth salt if I did not go over the mutton story of Alpheus T. Budlong and Captain Thomas Allen of Company "I" 2<sup>nd</sup> Wisconsin Vols. during the Bull Run Campaign. After the war, Thomas Allen provided this humorous story that started over too salty meat rations. Budlong should have soaked his salt beef two to three times changing water before giving up to get mutton: )**

**It was not very late in the afternoon when one of my men, Budlong, who stood six feet four inches in his shoes, and who had been missing for an hour or so, came to me and said: "Captain, Gen. Sherman orders me to report to you under arrest." "Why? What have you been doing?" "Oh, nothing, but helping myself to my rations. *You see our meat is so salty I cannot eat it, and I thought fresh mutton would taste better.* I had a quarter on my shoulders, making my way to the regiment, when the General happened to ride along with his staff and caught me." "Didn't you know the orders against foraging?" said I. "Yes but I was hungry and it was rebel mutton anyhow." "Well what became of the mutton?" "Why, the General told me one of his orderlies to have cooked it for his (the General's) supper. "He then said he would attend to my case after we whipped the rebels at Bull Run." This was the last ever heard of the matter officially.**

**We bivouacked the next night near the old Fairfax plantation. About dark the same culprit came to me, saying: "Captain, there is a nice lot of sheep up on the plantation. Our boys are terrible hungry, and as our muskets are all stacked under orders not to let them go out. I don't see what I am to do." "Have you forgotten the orders?" "No, but it is too bad that we should fare worse than the d—d rebs who are trying to destroy the government we came down here to save." Well, Bud., it is against orders to shoot anything but rebs. My pistol hangs on my belt on one of the stacks, but you must not touch it." I walked off, and what was my surprise and indignation, and hour or two later, to find that my whole company were feasting on the sacred mutton of one of the F.F.V.'s of Virginia.**

**William Ray of the 7<sup>th</sup> Wisconsin Volunteers tells his story of how to cook salt pork on August 23<sup>rd</sup>, 1862:**

**We drew two days rations this morning. Some very fat pork which pleased most of the boys as we had not had any salt meat for a week or so. And I made a frying pan of my plate by putting a split stick on for a handle and was frying my meat away back in the wood when the order was fall [back] for the rebels was shelling us rather closely. (134)**

**William Ray just before the battle at Gainesville discusses his small rations during the day of August 28<sup>th</sup>:**

**And at daylight we started, came 3 miles to the rear of Haymarket, stopped, got 4 crackers a piece and some beef. Didn't get to cook it. Marched some two miles or so, hear cannonading to. Battery went ahead. We followed soon & the 2<sup>nd</sup> Regt had gone. (139)**

**After the battle of South Mountain on the morning of September 15<sup>th</sup> 1862, Major Rufus Dawes describes the men of the Iron Brigade trying to get a small meal and coffee:**

**After being relived by the second New York we marched down the mountain to the National turnpike and the men began to build fires to make coffee and cook their breakfast, but we were ordered to march immediately to the Mountain House on the top of South Mountain. It was hard, but they fell in promptly and marched along munching on dry hard tack. It was now 24 hours since they had had their coffee. (85)**

**Just before the battle of Antietam on dawn of September 17<sup>th</sup>, 1862 William B. Harries of Company "B" Second Wisconsin Infantry relates his story of rations:**

**We were hungry, ragged, and dirty. Before starting we pulled up our belts a notch or two. As we had very little to eat the day before and no breakfast at all, this was an easy thing to do.**

**Harries relates what occurred during very busy campaigns, the lack of rations. In most cases, the men were issued three day rations and depending if they could have a fire, coffee was the first ration of choice to make. Hard crackers being easy to carry would be a close second in line. If the soldiers could they would cook all there three day meat ration and then eat the cooked meat as time allowed on the march. In hard times such as**

**after the battle of Antietam and other campaigns, the men of the Second did their best to forage when permitted. If you have chance, take a look at George Otis's story of the 2<sup>nd</sup> Wisconsin confiscating the mutton of the 24<sup>th</sup> Michigan on October 10<sup>th</sup>, 1862. It is a top rail story of how the officer of the guard being a Second Wisconsin Captain confiscated the mutton from the 24<sup>th</sup> boys. The men of the Second had some fine eating that night thanks to orders not allowing foraging while on picket.**

**In Letters Home: Henry Matrau of the Iron Brigade, Corporal Henry Matura of Company "G" Sixth Wisconsin Volunteer Infantry discusses hard crackers & coffee to his mother on February 9<sup>th</sup>, 1863 from Belle Plain, Virginia:**

**We get hard crackers or rather pilot bread as it is called. I don't know whether you ever saw any or not so I'll tell you what kind of stuff it is.**

**It is made about the same size as common soda crackers we buy at home and perhaps a little thicker and mad of two ingredient's only, viz. flour & water without salt, Saleratus (baking soda), shortening, & baked as hard as a hot oven will bake them so you can imagine what kind of bread it is. We have lived on this kind of bread for over 8 months now. In order to make it more palatable we sometimes soak the crackers in water till they are soft, then fry them in salt pork grease.**

**Coffee is our perpetual beverage, coffee for breakfast, dinner, & supper. Tea is an article we can't get although we hanker after it more perhaps than anything else. Whisky is scarce & sold only to officers, so intemperance is an evil we are not liable to contract. (43)**

**George H. Otis of Company "I" 2<sup>nd</sup> Wisconsin discusses the April 14<sup>th</sup>, 1863 order by General Hooker for eight day rations. As Otis goes on to state, it is very hard to carry all the meat, crackers, coffee, and sugar in one haversack with your boiler, knife, fork, spoon, and plate. William Ray also discussed**

**this in his journal having to place his eight day rations of hard crackers in his knapsack during the march:**

**In accordance with Gen. Hooker's orders we are supplied with eight day rations to be borne by the men on the march. This make a soldier's load about fifty pounds. (77)**

**Just before the Gettysburg Campaign, William Ray goes over what a three day marching ration consists of on June 11<sup>th</sup>, 1863:**

**.....we drew three days rations consisting of crackers & pork, sugar, & coffee, We got verry nice pork, verry. (181)**

**Sgt. William H. Harries Company "B" 2d Wisconsin Vols. describes the rations eaten on the morning of July 1<sup>st</sup>, 1863 at Gettysburg:**

**At an early hour Wednesday July 1<sup>st</sup>, the men partook of their frugal meal of hardtack and coffee. (273)**

**By the siege of Petersburg in the summer of 1864, some changes to the army ration can be documented to avoid diseases. William Ray expresses his excitement on his July 13 & 18<sup>th</sup>, 1864 ration issue containing vegetables:**

**Cook & eat. We have some vegetables to cook, turnips, cabbage, beets, onions. Just about a mouthful of each. But we are thankful for the small favors. Take all together it will make a good meal. But such messes might keep us red of the scurvy & other Diseases incident to living without vegetables. (289)**

**We live well now. We drew potatoes, & cabbage &c, things in the Vegetable line. So that we have two or three meals out of a drawing if we boil them. But most of the Boys fry everything. Fry. Fry. But I & my tentmate (a Dutchman) boil a good deal" (292)**

#### **THE MARCHING & CAMP RATION**

**Overall when looking at the marching rations for the men of the Second Wisconsin they consisted of hardtack, coffee, sugar, and meat including the options of salt pork, salt beef, fresh beef, and bacon as understood by the above passages and many other documented stories.**

**When in camp, rations did diversify quite a bit including apples, ham, dried fruit, desiccated vegetables, onions, corn meal, rice, beans, red potatoes, soft**

**bread, tea, salt, sweet potatoes, soap, & candles. Also appropriate are foraging items as well as gifts from home.**

**When bread was not available either in hardtack form or soft bread when in camp, substitutes such as boiled wheat (Farina), corn meal, rice, flour (to make pancakes) and beans (white or navy) were issued.**

**Contained below is a great source of information for us on what common rations were issued to the Iron Brigade of the West in 1863. The following passage is from Doc Aubrey's book, *Echoes From the Marches of the Famous Iron Brigade*:**

**"Doc Aubrey has in his collection of war relics all the papers of the quartermaster of the Seventh Wisconsin regiment and a tabulated report shows that the Old Iron Brigade in 1863 used 1, 337 barrels of pork, 29, 694 pounds of bacon, 35, 593 pounds of ham, 528 pounds of fresh beef, 742 cattle slaughtered, 1, 748 barrels of flour, 487, 307 pounds of hard bread, 1, 764 pounds of cornmeal, 60, 820 pounds of beans, 9, 336 pounds of rice, 16, 420 pounds of dried apples, 884 pounds dried peaches, 55, 565 pounds of coffee, 715 pounds of tea, 124, 898 pounds of brown sugar, 917 pounds white sugar, 8, 659 pounds of candles, 18, 007 pounds of soap, 19, 672 pounds of salt, 571 pounds of pepper, 24, 241 gallons of vinegar, 1, 062 gallons of pickles, 232 cabbages, 458 gallons whisky, 2, 080 desiccated vegetables, 20, 436 pounds potatoes, 7, 962 onions, 3, 210 beets, 2, 782 turnips, 1, 158 pounds of carrots. The average number of men was 1, 863, a daily cost per man of 24 ½ cents. This included the feeding of the One Hundred and Sixty-seventh Pennsylvania militia, who were attached from July 17th to Aug. 5th." (51-52)**

**It was the responsibility of the NCO's to issue rations to the men on a company level. This usually occurs in the morning on campaign and then at evening. John Billings in his book Hardtack and Coffee reviews how these were issued to the men:**

**One method of accomplishing this purpose was to spread out a rubber blanket on the ground, -- more than one if the company was large, -- and upon it were piles of the coffee as there were men to receive rations; and the care taken to make the piles the same size to the eye, to keep the men from growling, would remind one of a county physician making his powders, taking a little from one pile and adding to another. The sugar which always accompanied the coffee was spooned out at the same time on another blanket. Then both were ready, they were given out, each man taking a pile, or, in some companies, to prevent any charge of unfairness or injustice, the**

**sergeant would turn his back on the rations and take our his roll of the company. (123).**

**Just something for each company to think about is getting a good reproduction hard cracker box to issue hardtack out of at event is a great way in teach the public about rations and educational as well. Additional boxes can contain slabs of bacon and other issued rations keeping them organized and out of critters reach looking for a good meal.**

#### **OFFICERS AND RATIONS ON CAMPAIGN**

**George H. Otis – Company “I” Second Wisconsin Vols. gives a humorous story on the disappearance of some hams the Second Wisconsin captured during a March 25<sup>th</sup>, 1863 expedition led by Colonel Lucius Fairchild on the plantation of Hon. Willoughby Newton, a member of the Confederate Congress from Virginia.**

**There is an incident connected with this expedition that will bear relating. A large number of very choice hams had been secured, and to make a certainly of their safety to camp, a guard was placed over the hatchway to protect them from the ruthless hand of soldiers. Virginia cured ham or bacon is a genuine treat, and no doubt exists but that of our officers intended to place before the generals in command just the finest specimen of the Virginia cured ham ever produced. Every soldier of the old regiment has he marched from the boat was minutely scanned, strange to say, when the cargo was unloaded there wasn't a ham to be found.**

**The officers from the colonel down to the second lieutenant in the several companies, made diligent search, but not trace of the missing hams was obtained. Gen. Wadsworth was himself badly disappointed; Cols. Fairchild and Allen (actually was Lt. Col. George Stevens – Allen by this time was leading the 5<sup>th</sup> Wisconsin) felt “all over” on that particular occasion. Some weeks later, a ham was discovered in the chimney of one of the cabins, and it was readily agreed that the boys knew all about the hams and how they disappeared. The Second boys enjoyed the ham feast.” (76)**

**Lt. Col. Rufus Dawes gives some insight to officer rations on June 21<sup>st</sup>, 1863 in bivouac near Broad Run, Virginia.**

**Hard tack, ham, fresh beef and coffee without milk is the ceaseless round of our bill of fare. (155)**

**Later in the week at while in camp for a few days in Broad Run, Virginia on June 24<sup>th</sup>, 1863 his menu improves stating:**

**We now get butter, eggs, mutton, and indeed almost everything but fruit. I do not expect to taste a strawberry this year. When in camp we generally live comfortably enough. It is on the march that we have to suffer. (156)**

**Dawes writes later on June 27<sup>th</sup> from the Iron Brigade's bivouac near Middleton, Maryland about the hard conditions of being on campaign as an officer.**

**Our marches, except today have been long and toilsome. What do you think of trudging along all day in a soaking rain, getting wet as a drowned rat, taking supper on hard tack and salt pork, and then wrapping up in a wet woolen blanket and lying down for a sleep, but waked up during the night three or four times to receive and attend to orders and finally turning out at three o'clock in the morning to get the regiment ready to march? Well – that is soldering, and it is a great deal more comfortable soldering, than to march through suffocating clouds of dust under a hot sun. In the dust, men are dogged and silent. In the rain, they are often even hilarious and jolly. (157-158)**

**As Lt. Col. Dawes mentioned you could take the enlisted ration and supplement with foraged and purchased items. Just looking at the week of June 21<sup>st</sup>, 1863 for Rufus Dawes, he took on enlisted rations two times during the campaign when on the march. According to John Billings the allowance for officers was:**

**Colonel, six rations worth \$56.00; and two servants; Lieutenant-Colonel, five rations worth \$45.00 and two servants; Major, four rations worth \$36.00, and two servants; Captain, four rations worth \$36.00 and one servant; First and Second Lieutenants, jointly the same as Captions. (113)**

**For those serving as an officer in the Second Wisconsin Association, one could take some insight to blend in enlisted rations with commonly procured foraged items in Virginia which most certainly would include ham, eggs, chicken, and occasionally mutton.**

**HOW TO PROCURE & CARRY RATIONS IN THE FIELD?**

**As we have gleaned from the men of the Iron Brigade, hardtack & coffee along with a meat ration were the staples of the marching ration. John Billings gives a glimpse of what each soldier was issued in quantity:**

**One pound of hard bread; three fourths of a pound of salt pork, or one and one fourth pounds of fresh meat; sugar, coffee, and salt. The beans, rice, soap, candles, etc. were not issued to the soldier when on the march, as he could not carry them....” (112)**

**One of the best ways to and easiest to bring *Meat* to an event is double cured slab bacon you can purchase from a meat market – not the sliced grocery store variety. As my father now enjoys, Held’s out of Slinger, Wisconsin makes some great double smoked slab bacon and German sausages called Landjaegers that could be purchased from a sutler. Bacon can be wrapped in a cloth and carried in your haversack or knapsack if you need room. During events you can cook it all up on Friday night or Saturday morning and eat cooked meat during the weekend or cook as you go (I prefer the latter). The bacon during really warm events will stay fresh. Period ham was a foraging item for enlisted men and can be implemented as well if you are an officer. Choose a high end smoked ham – something that can be carried and yes Held’s out of Slinger makes these too along with other historic meat markets.**

**For those that are adventurous – you can bring in fresh meat but this has to be made right away on Friday night or kept in a cooler with ice and left in your vehicle until needed. Also make sure to wash hands with soap when cooking with raw meat and cook meat well done. Period lye soap will work handy and be able to clean yourself and your utensils when completed. I did this for a Gainesville NMP LH two years ago and the response was very favorable. Round steak works great here for a single meal or using camp kettles a company could make a beef roast adding seasonal vegetables. One can keep the fresh meat on ice in your vehicle, walk to get it, and bring it into camp in a period made wooden box.**



**A last more challenging approach is to make real salt pork. Back in the 1860's this was done by stacking pork in barrel, layering each layer of meat with salt (non iodized), and then adding a brine, looking at it weekly to add water and scraping off froth, and letting it sit for a month to become cured. If one wants to go this route - e-mail me and I can get you in the right direction on period recipes to accomplish this. Store purchased Hormel Salt Pork is not the same product and I would advise avoiding it. Now that we covered what to get for meat - on to *Hard Crackers*.**

**For a campaign event, try taking 20 hard crackers. Approximately 10 each day. These can be placed in your haversack or in a poke bag in your knapsack/bedroll. GH Bent and Company makes correct hard crackers (contact in our Suggested Uniform & Equipment List) or you can make your own for an event. Below is a recipe we have used for many years and works well.**

**HARDTACK RECIPE:**

**2 Cups Flour (Unbleached White Flour)**

**3/4 Cup Water**

**Mix ingredients and roll out dough six times to a thickness of 1/2 inch. You may have to add some flour or water to the mix while combining the ingredients. The mixture should be rather dry and not too sticky. Pre heat the oven to 350 degrees and prepare a greased cookie sheet. If you have a Hardtack Cutter, simply cut out the crackers and place them on the greased cookie sheet. Then bake these crackers for about 40 minutes or until they become slightly off white. Check them periodically while baking just to make sure your not burning them. These crackers should not be all light brown when finished baking. Let crackers air out for 12 to 24 hours until they harden. They may need some additional baking if the middle is still soft. If that is the case, just reheat them at 300 degrees for about 15 to 20 minutes and keep a close eye on them.**

**If you do not have a Hardtack Cutter: With a sharp knife and a ruler, cut out crackers to (3 by 3 inches) or (3 by 3 1/4 inches). Place 16 equal holes (Four Rows) into the crackers using a nail head. Proceed as above. Village Tinsmithing Works sells a hard tack cutter.**

***Coffee & Sugar* are relatively easy to carry. Use a poke bag and place roasted beans of coffee in a poke sack. You want these in a poke sack to**

**ground these up as we will go over in our last part of this article. Brown Sugar or Turbinado (raw) sugar can be carried in a poke sack as well.**

***ADDITIONAL ISSUED, FORAGED ITEMS, AND FROM HOME***

**Seasonal vegetables and fruits are great to carry. For hints look at all the vegetables the Iron Brigade ate in 1863 for a good barometer of what would be correct. For Potatoes – use small red potatoes. For Apples, avoid modern varieties (Post 1870's) which include Honeycrisp, Gala, Fuji, Granny Smith, and Delicious lines. *Instead try McIntosh, Winesap, and Northern Spy as these will be period correct.* Try to think about when fruits and vegetables would be ready in Virginia and then from the home front. William Ray has some great details in his diary of such seasonal vegetables and fruits. Best to document – then implement when it comes to these items.**

***TO SUMMARIZE THIS PORTION – MAKE SURE YOU TRY TO COVER THE KEY PARTS OF THE MARCHING RATION.***

- a. Meat – Slab Bacon or Period Cured Ham. Also period Landjaegers from a Sulter – Good. Fresh Meat is hard to work with but Excellent – caution needs to be taken on preparation and storage during an event to keep everyone healthy. Bring 1 ½ pounds to an event of slab bacon or ham.**
- b. Hard crackers – Essential part of rations – 20 for an event. If you can not bring hardtack, try Wheat Farina or Corn Meal – 1 ½ cup for a few meals.**
- c. Coffee – Roasted beans – bring One cup for a weekend.**
- d. Sugar – Brown Sugar or Turbinado (raw) Sugar – 1 ¾ Cup**
- e. Foraged Items – It all revolves around seasonality of the crops. Try vegetables such as red potatoes, carrots, cucumbers, onions, peppers, sweet potatoes, squash and summer/ fall fruits such as berries (blackberries, raspberries), apples (McIntosh & Winesap), and pears. Dried cherries, apples, peaches, and berries would be an item from home and issued during the year too.**

**All rations should be packaged in a period way. This includes muslin or cotton ration bags, wrapping items in a period cloth (such as muslin) or plain brown paper, small glass bottles with cork stoppers, & in period cans. Try to avoid plastic and modern food items. I will go over some simple ways to prepare rations in the next section of this article as this is important to getting comfortable with spending a weekend on army fare.**

#### **HOW TO COOK MY RATIONS IN THE FIELD?**

**The best method is to find what works out best for your tastes and the time you have to prepare a meal. Most soldiers either broiled with a forked stick, bayonet, or ramrod their meat over the fire or fried it with a small fry pan or canteen half. I generally like to boil my foods along with some type of veggie or farina. Bacon works well fried, broiled or boiled. One tip I like to do when frying bacon is to save some grease, and then fry a piece of hardtack. The soldiers called this “skillygalee”. Corn meal can also be cooked in bacon grease for a treat too.**

**Here is some more reference on what to do with salt pork and salt beef from August Kautz’s Custom of Service**

**Salt pork is usually boiled. As with salt beef, it should be well soaked to extract the salt, and then boiled for three or four hours. When issued to small messes, salt pork, like fresh beef, can be broiled on the coals; but this is a very wasteful method of preparing it. (261)**

**If you notice Kautz mentioned broiling over the coals, not on a roaring fire. One of the best ways to accomplish a good cooking fire is to build a fire with the logs in a vertical formation. As the fire warms up, spread out the wood and begin cooking.**

**Now if you can not purchase or make hardtack, you can bring along substitutes such as boiled wheat or corn meal for a quick prepared marching ration. To make boiled wheat, go try to find some Wheat Farina such as *Bob’s Red’s Mill Creamy Wheat Hot Cereal*. The end product**

**should be all wheat and not the instant variety as modern Cream of Wheat is. To prepare, bring two cups of water to a boil, add in ½ cup of Wheat Farina, bring back to boil, then let cook slowly while stirring until it thickens. Let cool and you have a great dish to eat with your bacon. Add some of your sugar ration to taste. Corn Meal can be looked at in the same way, just prepared differently by frying in bacon grease or boiling in water to make porridge. *Bob's Red Mill Corn Meal* will work well – it is just corn with the bran in it which adds a courser texture. August Kautz's gives some insight into cornmeal for soldiers on campaign:**

**Corn meal is much more available for troops in the field, where it can be obtained fresh, as it required not cooking utensils – a plain board placed before a fire being all the oven absolutely necessary. With a frying pan, thin cakes can be rapidly baked, and are an excellent diet. (258-259)**

**Coffee preparation is relatively easy but the soldiers were issued either green beans which they had to roast or roasted beans. To prepare green beans for coffee, a soldier would have to roast these with a pan and some grease over some coals. Good news for us, roasted beans are easy to purchase and prepare. I would suggest finding a log at an event and using a poke sack to house your coffee beans to smash the poke sack with coffee beans inside. This usually takes about five minutes until you have small coffee grounds. Then add to your boiling water and in five minutes pull off the fire and let cool. August Kautz in Customs of Service gives a good tip on how to keep the grounds from consuming your beverage – add a small portion of cold water to your cup and the grounds will submerge to the bottom of your cup.**

***ITEMS YOU SHOULD HAVE TO COOK IN THE FIELD.***

- 1. Your tin cup**
- 2. Fork and spoon to stir and turn food**
- 3. A cotton napkin to pick up warm pan & cup handles near the campfire**
- 4. A bayonet end or log to smash roasted coffee beans**

- 5. Either a canteen half or correct pan to fry meat or corn meal**
- 6. Ration Bags**
- 7. Lye Soap to wash your utensils, cups, and pans after cooking.**
- 8. Matches and kindling to start a campfire**

#### **IMPLEMENTATION AT AN EVENT**

**I hope this review of campaign cooking and rations Iron Brigade Style will give you some idea of what the boys experienced for food and cooking while on the move. As with many soldier skills such as drill the more you try these cooking and ration ideas, the more comfortable and educated you will become on the methods the boys of 61' used in the field. To leave everyone for with a treat, my comrade Lance Herdeggen tells a fine story of Lt. Colonel Edward Bragg after the battle of Antietam in his book The Men Stood Like Iron: How the Iron Brigade Won Its Name:**

**The Wisconsin boys had been marching and fighting three days with empty haversacks; other regiments were in the same fix. "There were no rations left to supply the yearning, empty stomachs for food," Bragg said. He went back and found a sutler with two barrels of molasses cookies. The cookies were distributed and with "that they were content". (184)**

**I look forward to those busy campfires at our next events. Also I am working with the Lt. Col. and President to see if we could implement an Association ration issue at an event this year perhaps at Old World Wisconsin or Old Wade House? Perhaps even the company or commanding officer will bring in some Molasses cookies to an event for his men on campaign : ).**

#### **Works Cited**

**Allen, Thomas S. "The Second Wisconsin at the First Battle of Bull Run." The Second Wisconsin Infantry. Ed. Alan D. Gaff, Dayton, OH: Morningside House, 1984. 216-231.**

**Aubrey, Doc. Echoes From the Marches of the Famous Iron Brigade. Gaithersburg: Ron R. Van Sickle Military Books, 1988.**

**Billings, John D. Hardtack & Coffee. Lincoln: University of Nebraska Press, 1993.**

**Dawes, Rufus R. Service with The Sixth Wisconsin Volunteers. Dayton: Morningside Bookshop, 1984.**

**Dow, Charles C. "Wartime Letters of Charles C. Dow, Company G, 2d Wisconsin." The Second Wisconsin Infantry. Ed. Alan D. Gaff, Dayton, OH: Morningside House, 1984. 130-152.**

**Harries, William H. "In the Ranks at Antietam." The Second Wisconsin Infantry. Ed. Alan D. Gaff, Dayton, OH: Morningside House, 1984. 257-271.**

**Harries, William H. "The Iron Brigade in the First Day's Battle of Gettysburg." The Second Wisconsin Infantry. Ed. Alan D. Gaff, Dayton, OH: Morningside House, 1984.**

**271- 281.**

**Herdeggen, Lance & Sherry Murphy eds. Four Years With the Iron Brigade: The Civil War Journal of William Ray, Company F Seventh Wisconsin Volunteers. Cambridge: Da Capo Press, 2002.**

**Herdeggen, Lance. The Men Stood Like Iron: How the Iron Brigade Won Its Name. Bloomington: Indiana University Press, 1997.**

**Kautz, August V. Customs of Service. Philadelphia: J.B. Lippincott & Company, 1864.**

**Matrau, Henry C. Letters Home: Henry Matrau of the Iron Brigade. Ed. Marcia Reid-Green. Lincoln: The University of Nebraska Press, 1993. 43.**

**Otis, George H. The Second Wisconsin Infantry. Ed. Alan D. Gaff, Dayton, OH: Morningside House, 1984. 1-131.**

## **2014 ASSOCIATION SCHOLARSHIP OPEN FOR SUBMISSIONS**

---

**Association secretary, Dave Sielski, has provided the newsletter with a copy of the application for the 2014 Second Wisconsin Volunteer Infantry Association Scholarship. The form can be found at the end of the newsletter. They have also been distributed by your company secretaries. This year, as in the past, the value of the scholarship is \$500.00. The requirements for the applicants can be found in the document so read them over in preparation of the application.**

**This year's topic for the accompanying essay is an interesting one and a challenge to those who would submit an application. Good luck to everyone who applies for the scholarship!**

**FROM THE CAMPS OF THE  
COMPANIES OF THE SECOND  
WISCONSIN**

---

# INFANTRY



## COMPANY E

---



**This photo comes from the Facebook page of Company E. The photo is from the 150<sup>th</sup> Gettysburg event.**




## COMPANY K

---


**The following dispatch was received from Annie Wiggins regarding a unique opportunity for members of Company K who are attending the event in Grant's home town of Galena on April 25<sup>th</sup> through the 27<sup>th</sup>, 2014. This is one of those rare opportunities for reenactors that crop up from time to time and reward those who attend such events with the chance to see something of historical value that others do not get the chance to enjoy.**

**On Friday April 25th the Sen. E. Washburn house will be opened exclusively for Re-enactors and a few invited guests. This will not be offered to the public. A wonderful historic home rarely opened to inspection. Don't miss this opportunity. Dress in your uniform and enjoy the home of a very close friend and patron of Gen. Grant. The hours will be 5-7:00 pm that Friday.**

## **BATTERY B-4<sup>TH</sup> UNITED STATES LIGHT ARTILLERY**



## **THE SKIRMISH TEAM**



**All treasurer reports are now available on our web site. Until a few years ago, they were actually included inside the meeting minutes. Hyperlinks to all the reports since 2001 as separate documents are in the grid at the bottom of page <http://acwsa.org/Pages/By%20Laws.htm> on our website.**

**An ACWSA brochure is now available on the web site. Members are encouraged to print their own and leave them at their local gun clubs, historical societies, sporting goods stores, or where ever appropriate.**

**The link is on <http://acwsa.org/Pages/By%20Laws.htm> , or you can go directly to it at <http://acwsa.org/Documents/ACWSA2014Brochure.pdf> . Right now it has 2014 information for the WI/ILL region, but you can copy and change it to suit your needs. It is not as fancy as our professionally printed brochure, but it's inexpensive to reproduce, any member with a printer can have as many copies as they want, and it contains 2014 information. This is a tri-fold brochure. Print it double sided, flipping the page on the short side of the sheet.**

**Here's a link to a web page that does ballistic calculations: <http://jbmballistics.com/>**

**Article on ball and cap revolver accuracy: [http://www.davide-pedersoli.com/rivista-dettaglio.asp/1 it/idne 82/the-accuracy-of-a-percussion-revolver.html](http://www.davide-pedersoli.com/rivista-dettaglio.asp/1%20it/idne%2082/the-accuracy-of-a-percussion-revolver.html)**

**Twilight Zone episodes with Civil War themes on YouTube:**

**A. Still**

**Valley:** <http://www.youtube.com/watch?v=2rZpnug1ZRI> (**Preview**)

**B. The**

**Passerby:** <http://www.youtube.com/watch?v=5ceDHtw0T1k> (**Preview**)

**Yr. Obt. Srvt.,**

*Gary Van Kauwenbergh*

**[Ed. Note: The editor had a chance to review the Twilight Zone episodes and they are truly worth the time to enjoy.]**

## **CIVIL WAR MILESTONES**

---

### **MAY**

<b>May 1, 1863</b>	<b>The Battle of Chancellorsville begins</b>
<b>May 1-2, 1863</b>	<b>General U. S. Grant drives the rebels from Port Gibson, Mississippi opening a path to Vicksburg</b>
<b>May 2, 1863</b>	<b>The second day of the Battle of Chancellorsville</b>
<b>May 2, 1863</b>	<b>General Thomas J. Jackson wounded in the evening by his own men while conducting reconnaissance between the two armies</b>
<b>May 3-4, 1863</b>	<b>The Battle of Chancellorsville rages on and finally the Army of the Potomac retreats back across the Rappahannock River</b>

<b>May 5, 1864</b>	<b>The Battle of the Wilderness begins</b>
<b>May 6, 1861</b>	<b>Arkansas secedes</b>
<b>May 6, 1861</b>	<b>Jefferson Davis approves a state of war between the U.S. and C.S.</b>
<b>May 8, 1862</b>	<b>Battle of McDowell, Virginia</b>
<b>May 12, 2013</b>	<b>MOTHER'S DAY</b>
<b>May 10, 1863</b>	<b>"Stonewall" Jackson dies as a result of wounds sustained on May 2<sup>nd</sup>, 1863</b>
<b>May 12, 1864</b>	<b>Battle of the "Bloody Angle" at Spotsylvania Courthouse during Grant's Overland campaign</b>
<b>May 18, 1863</b>	<b>Siege of Vicksburg begins</b>
<b>May 20, 1861</b>	<b>North Carolina secedes</b>
<b>May 23, 1861</b>	<b>Virginia secedes</b>
<b>May 25, 1862</b>	<b>First Battle of Winchester</b>
<b>MAY 25, 2013</b>	<b>MEMORIAL DAY</b>

**May 28, 1818**

**Gen. Pierre G. T. Beauregard, CS, born**

**May 28, 1863**

**The first black regiment, the 54<sup>th</sup> Massachusetts, leaves Boston for Hilton Head, S.C.**

**May 31, 1862**

**Battle of Fair Oaks, Virginia**



**The Leviathan, the recreated engine for Lincoln's Death Train, is shown here in a recreation of the great locomotive chase in Texas during 2013.**

# 2014 SCHOLARSHIP APPLICATION

## ***Second Wisconsin Volunteer Infantry Association, Inc.***

*"The world... can never forget what they did here..."*

*A. Lincoln, November 19, 1863, Gettysburg, Pennsylvania*

The Second Wisconsin Volunteer Infantry (WVI) Association began with the purpose of preserving America's Civil War heritage through reenacting and performing "living history."

We now also further that purpose by offering a scholarship to family members.

### **Background**

The Second Wisconsin Volunteer Infantry (WVI) Association began with a handful of members in 1960 dedicated to the purpose of preserving America's Civil War heritage through reenacting and performing "living history." In 1990, the Unit was reestablished as a result of a general rekindling of interest in the Civil War. Through the use of authentic-styled uniforms and equipment, along with drills, battles, and camp life portrayals, we believe the general public might become more accurately aware and ponder what life might have been like for the average Northern soldier during America's greatest trial. Further, and with great pride, the Unit attempts to depict and honor one of the greatest Union regiments to take to the field, the 2<sup>nd</sup> Wisconsin Volunteer Infantry Regiment. With the 6<sup>th</sup> and 7<sup>th</sup> Wisconsin, the 19<sup>th</sup> Indiana, and later the 24<sup>th</sup> Michigan, they eventually became known as the famous "Iron Brigade" with their infamous "Black Hats." The original men have long since concluded their Rendezvous with Destiny in such places as Bull Run Creek, Fredericksburg, the "Cornfield" near Antietam, and "McPherson's Woods" at Gettysburg.

The Second Wisconsin Volunteer Infantry Association, Inc., in recognition of the importance of keeping this history alive in modern times, is proud to offer a \$500 college scholarship to relatives of Association members. The closing date for submission of an application is Friday, May 30, 2014 - all applications must be post-marked by this date.

If you are the recipient of a scholarship, you will be notified by mail no later than Sunday, June 29, 2014.

### **Eligibility**

All of the following conditions must be met for consideration as a recipient of the 2014 Second Wisconsin Volunteer Infantry Association, Inc. Scholarship:

- ☐ You must be enrolled/accepted in an accredited College or University.
- ☐ You must list your intended field of study.
- ☐ You must be a member, or be related to a member, in good standing of the Second Wisconsin Volunteer Infantry

Association, Inc. Civil War reenactors (Member, Child, Spouse, Grandchild, Niece, Nephew, Sibling).

- ☐ Attach a complete transcript of your grades (including cumulative Grade Point Average).
- ☐ Attach a listing of your non-academic activities (extra-curricular, volunteer/community work, club memberships with offices held, etc...).
- ☐ Attach a separate sheet, containing a short essay (500 words or less) on the following topic:

"How did members of the Second Wisconsin Infantry Regiment continue to contribute to the war effort after the disbandment of the original regiment in 1864?"

Once awarded, the funds can be used for tuition, books and fees at the College or University you are attending.

The scholarship check will be made payable to you and your school.

### **Award Criteria**

All applications will be evaluated on meeting the above requirements. The Second Wisconsin Association Scholarship

Selection Committee will make the selection of the scholarship winner.

Financial need is not a relevant consideration for this award.

All decisions made by the Committee are final.

***The application deadline to be considered for the 2014 Scholarship is May 30, 2014.***

***All applications must be post-marked by this date.***

## 2014 Second Wisconsin Association Scholarship Application

*Applications must be post-marked by May 30, 2014.*

Name: \_\_\_\_\_

Address: \_\_\_\_\_

City: \_\_\_\_\_ State: \_\_\_\_\_ Zip: \_\_\_\_\_

Phone: (\_\_\_\_\_) \_\_\_\_\_

Email: \_\_\_\_\_

School enrolled/accepted for the 2014-2015 Academic Year: \_\_\_\_\_

Intended field of study: \_\_\_\_\_

Relationship to Second Wisconsin Association Member: \_\_\_\_\_

Please include all of the following when applying:

- ☐ Application Page
- ☐ Copy of your Grade/GPA Transcript
- ☐ List of extra-curricular/volunteer/club activities
- ☐ Essay (500 words or less):

“How did members of the Second Wisconsin Infantry Regiment continue to contribute to the war effort after the disbandment of the original regiment in 1864?”

I \_\_\_\_\_ will provide a photograph of myself if selected and authorize the  
(Signature of Applicant)

publication of the photograph and the essay which I wrote for this scholarship. I also specifically waive any right to any

compensation I may have for any of the foregoing other than the award of the scholarship.

Date \_\_\_\_\_, 2014

Mail to:

2nd Wisconsin Association 2014 Scholarship Selection Committee

Attn: Dave Sielski, Association Secretary

2316 Serenade Lane

Green Bay, WI 54301

***The application deadline to be considered for the 2014 Scholarship is May 30, 2014.***

***All applications must be post-marked by this date.***